



MIRACLE & MILE SAFETY CORP.



## **SOBRE ÚNICO**

**CUERPO DE BOMBEROS DEL DISTRITO METROPOLITANO  
DE QUITO**

**Objeto de Proceso:  
ADQUISICIÓN DE HERRAMIENTAS Y ACCESORIOS PARA  
INCENDIOS ESTRUCTURALES**

**Código: IMP-CBDMQ-009-2019**

**PRESENTADA POR:  
MIRACLE & MILE SAFETY COMPANY CORP**

MIRACLE & MILE SAFETY COMPANY CORP  
619 6TH LANE  
PALM BEACH GARDENS, FL 33418  
Phone: 561-324-8968  
[www.miracleandmilecorp.com](http://www.miracleandmilecorp.com)  
[info@miracleandmilecorp.com](mailto:info@miracleandmilecorp.com)

AM




MIRACLE & MILE SAFETY CORP.

# DOCUMENTOS DE LA COMPAÑIA

MIRACLE & MILE SAFETY COMPANY CORP  
4301 SW 160 AV 106  
MIRAMAR FL 33027  
Phone: 561-324-8968

[info@miracleandmile.com](mailto:info@miracleandmile.com)  
[www.miracleandmile.com](http://www.miracleandmile.com)



Department of State / Division of Corporations / Public Access / Detail by Document Number /

**Detail by Entity Name**

Florida Profit Corporation  
MIRACLE & MILE SAFETY COMPANY CORP.

Filing Information

**Document Number** P18000011934  
**FEI/EIN Number** 30-1039800  
**Date Filed** 02/05/2018  
**Effective Date** 02/01/2018  
**State** FL  
**Status** ACTIVE  
**Last Event** AMENDMENT  
**Event Date Filed** 11/07/2018  
**Event Effective Date** NONE

Principal Address

619 6TH LANE  
PALM BEACH GARDENS, FL 33418

Changed: 11/07/2018

Mailing Address

619 6TH LANE  
PALM BEACH GARDENS, FL 33418

Changed: 11/07/2018

Registered Agent Name & Address

HINOJOSA, FRANKLIN  
619 6TH LANE  
PALM BEACH GARDENS, FL 33418

Address Changed: 11/07/2018

Officer/Director Detail

**Name & Address**

**Title P**

HINOJOSA GABELA, FRANKLIN A  
619 6TH LN  
PALM BEACH GARDENS, FL 33418

Annual Reports

Report Year	Filed Date
2019	02/11/2019

Document Images

ORIGINAL

ALH

**IRS** DEPARTMENT OF THE TREASURY  
INTERNAL REVENUE SERVICE  
CINCINNATI OH 45999-0023

000020,833975,514933,31139 1 X# 0,408 858  
[Barcode]

MIRACLE 2 MILE SAFETY COMPANY CORP  
4301 SW 160 AVE 106  
MIRAMAR FL 33027

Date of this notice: 03-12-2018

Employer Identification Number:  
30-1039800

Form: SS-4

Number of this notice: CP 575 A

For assistance you may call us at:  
1-800-829-4933

IF YOU WRITE, ATTACH THE  
STUB OF THIS NOTICE.

**WE ASSIGNED YOU AN EMPLOYER IDENTIFICATION NUMBER**

Thank you for applying for an Employer Identification Number (EIN). We assigned you EIN 30-1039800. This EIN will identify you, your business accounts, tax returns, and documents, even if you have no employees. Please keep this notice in your permanent records.

When filing tax documents, payments, and related correspondence, it is very important that you use your EIN and complete name and address exactly as shown above. Any variation may cause a delay in processing, result in incorrect information in your account, or even cause you to be assigned more than one EIN. If the information is not correct as shown above, please make the correction using the attached tear-off stub and return it to us.

Based on the information received from you or your representative, you must file the following form(s) by the date(s) shown.

Form 1120

04/15/2019

If you have questions about the form(s) or the due date(s) shown, you can call us at the phone number or write to us at the address shown at the top of this notice. If you need help in determining your annual accounting period (tax year), see Publication 538, Accounting Periods and Methods.

We assigned you a tax classification based on information obtained from you or your representative. It is not a legal determination of your tax classification and is not binding on the IRS. If you want a legal determination of your tax classification, you may request a private letter ruling from the IRS under the guidelines in Revenue Procedure 2004-1, 2004-1 I.R.B. 1 (or superseding Revenue Procedure for the year at issue). Note: Certain tax classification elections can be requested by filing Form 8832, Entity Classification Election. See Form 8832 and its instructions for additional information.

**ORIGINAL**

ADD

**IMPORTANT INFORMATION FOR S CORPORATION ELECTION:**

If you intend to elect to file your return as a small business corporation, an election to file a Form 1120-S must be made within certain timeframes and the corporation must meet certain tests. All of this information is included in the instructions for Form 2553, Election by a Small Business Corporation.

If you are required to deposit for employment taxes (Forms 941, 943, 940, 944, 945, CT-1, or 1042), excise taxes (Form 720), or income taxes (Form 1120), you will receive a Welcome Package shortly which includes instructions for making your deposits electronically through the Electronic Federal Tax Payment System (EFTPS). A Personal Identification Number (PIN) for EFTPS will also be sent to you under separate cover. Please activate the PIN once you receive it, even if you have requested the services of a tax professional or representative. For more information about EFTPS, refer to Publication 966, Electronic Choices to Pay All Your Federal Taxes. If you need to make a deposit immediately, you will need to make arrangements with your Financial Institution to complete a wire transfer.

The IRS is committed to helping all taxpayers comply with their tax filing obligations. If you need help completing your returns or meeting your tax obligations, Authorized e-file Providers, such as Reporting Agents (payroll service providers) are available to assist you. Visit the IRS Web site at [www.irs.gov](http://www.irs.gov) for a list of companies that offer IRS e-file for business products and services. The list provides addresses, telephone numbers, and links to their Web sites.

**IMPORTANT REMINDERS:**

- \* Keep a copy of this notice in your permanent records. This notice is issued only one time and IRS will not be able to generate a duplicate copy for you. You may give a copy of this document to anyone asking for proof of your EIN.
- \* Use this EIN and your name exactly as they appear at the top of this notice on all your federal tax forms.
- \* Refer to this EIN on your tax-related correspondence and documents.
- \* Provide future officers of your organization with a copy of this notice.

Your name control associated with this EIN is NIRA. You will need to provide this information, along with your EIN, if you file your returns electronically.

If you have questions about your EIN, you can contact us at the phone number or address listed at the top of this notice. If you write, please tear off the stub at the bottom of this notice and include it with your letter. Thank you for your cooperation.

ORIGINAL

**Electronic Articles of Incorporation  
For**

P18000011934  
FILED  
February 05, 2018  
Sec. Of State  
tscott

MIRACLE & MILE SAFETY COMPANY CORP,

The undersigned incorporator, for the purpose of forming a Florida profit corporation, hereby adopts the following Articles of Incorporation:

**Article I**

The name of the corporation is:

MIRACLE & MILE SAFETY COMPANY CORP,

**Article II**

The principal place of business address:

4301 SW 160 AVE  
106  
MIRAMAR, FL. US 33027

The mailing address of the corporation is:

4301 SW 160 AVE  
106  
MIRAMAR, FL. US 33027

**Article III**

The purpose for which this corporation is organized is:

ANY AND ALL LAWFUL BUSINESS.

**Article IV**

The number of shares the corporation is authorized to issue is:

100

**Article V**

The name and Florida street address of the registered agent is:

FRANKLIN HINOJOSA  
4301 SW 160 AVE  
106  
MIRAMAR, FL. 33027

I certify that I am familiar with and accept the responsibilities of registered agent.

Registered Agent Signature: FRANKLIN HINOJOSA

ORIGINAL

P18000011934  
FILED  
February 05, 2018  
Sec. Of State  
tscott

### Article VI

The name and address of the incorporator is:

FRANKLIN HINOJOSA  
4301 SW 160 AVE  
106  
MIRAMAR, FL 33027

Electronic Signature of Incorporator: FRANKLIN HINOJOSA

I am the incorporator submitting these Articles of Incorporation and affirm that the facts stated herein are true. I am aware that false information submitted in a document to the Department of State constitutes a third degree felony as provided for in s.817.155, F.S. I understand the requirement to file an annual report between January 1st and May 1st in the calendar year following formation of this corporation and every year thereafter to maintain "active" status.

### Article VII

The initial officer(s) and/or director(s) of the corporation is/are:

Title: P  
FRANKLIN A HINOJOSA GABELA  
4301 SW 160 AVE APT 106  
MIRAMAR, FL. 33027 US

### Article VIII

The effective date for this corporation shall be:

02/01/2018

ORIGINAL

# State of Florida Department of State

I certify from the records of this office that MIRACLE & MILE SAFETY COMPANY CORP, is a corporation organized under the laws of the State of Florida, filed on February 5, 2018, effective February 1, 2018.

The document number of this corporation is P18000011934.

I further certify that said corporation has paid all fees due this office through December 31, 2019, that its most recent annual report/uniform business report was filed on February 11, 2019, and that its status is active.

I further certify that said corporation has not filed Articles of Dissolution.

*Given under my hand and the  
Great Seal of the State of Florida  
at Tallahassee, the Capital, this  
the Eleventh day of February,  
2019*



*Randy Rhee*  
Secretary of State

Tracking Number: 2765483498CC

To authenticate this certificate, visit the following site, enter this number, and then follow the instructions displayed.

<https://services.sunbiz.org/Files/CertificateOfStatus/CertificateAuthentication>

ORIGINAL



**2019 FLORIDA PROFIT CORPORATION ANNUAL REPORT**

DOCUMENT# P18000011934

**FILED**  
**Feb 11, 2019**  
**Secretary of State**  
**2765483498CC**

**Entity Name:** MIRACLE & MILE SAFETY COMPANY CORP.

**Current Principal Place of Business:**

619 6TH LANE  
PALM BEACH GARDENS, FL 33418

**Current Mailing Address:**

619 6TH LANE  
PALM BEACH GARDENS, FL 33418 US

**FEI Number:** 30-1039800

**Certificate of Status Desired:** Yes

**Name and Address of Current Registered Agent:**

HINOJOSA, FRANKLIN  
619 6TH LANE  
PALM BEACH GARDENS, FL 33418 US

*The above named entity submits this statement for the purpose of changing its registered office or registered agent, or both, in the State of Florida.*

**SIGNATURE:**

Electronic Signature of Registered Agent

Date

**Officer/Director Detail :**

P

**Name** HINOJOSA GABELA, FRANKLIN A

**Address** 619 6TH LN

**City-State-Zip:** PALM BEACH GARDENS FL 33418

*I hereby certify that the information indicated on this report or supplemental report is true and accurate and that my electronic signature shall have the same legal effect as if made under oath; that I am an officer or director of the corporation or the receiver or trustee empowered to execute this report as required by Chapter 607, Florida Statutes; and that my name appears above, or on an attachment with all other filers empowered.*

**SIGNATURE:** HINOJOSA GABELA, FRANKLIN A

MR.

02/11/2019

Electronic Signature of Signing Officer/Director Detail

Date

**ORIGINAL**



**Detalle por nombre de entidad**

**Corporación de Beneficios de Florida**

MIRACLES & MYLA SAFETY CORP

**Información**

**Número del Documento**

P18000011934

**Número FEI / EIN**

30-1039800

**Fecha de creación**

02/05/2018

**Fecha efectiva**

01/02/2018

**Estado**

Florida

**Status**

ACTIVO

**Último evento**

ENMIENDA

**Fecha de evento presentado**

11/07/2018

**Fecha de entrada en vigencia del evento**

NINGUNA

**Dirección principal**

619 6th LANE

PALM BEACH GARDENS, FL 33418

Modificado: 07/11/2018

**Dirección de envío**

619 6th LANE

PALM BEACH GARDENS, FL 33418

Modificado: 07/11/2018

**Nombre y dirección del agente registrado**

HINOJOSA, FRANKLIN

619 6th LANE

PALM BEACH GARDENS, FL 33418

Dirección modificada: 07/11/2018

**Oficial / Director Detalle Nombre y dirección**

HINOJOSA CABRIA, FRANKLIN A

619 6th LANE

PALM BEACH GARDENS, FL 33418

**Informes anuales**

Fecha de presentación del año del informe

2019 02/02/2019

**ARTICULOS ELECTRONICOS DE INCORPORACION PARA:**

MIRACLE & MILE SAFETY CORP.

**P18000011934**

**ARCHIVADO**

**Febrero 5, 2018**

El que firma la incorporación de la compañía, para propósitos de la formación de la compañía con fines de lucro en Florida, adopta los siguientes artículos:

**Artículo I**

El nombre de la compañía es:

MIRACLE & MILE SAFETY CORP.

**Artículo II**

La dirección principal es:

4301 SW 160 Ave.

106

Miramar FL, US 33027

La dirección para envíos de correspondencia es:

4301 SW 160 Ave.

106

Miramar FL, US 33027

**Artículo III**

El propósito por el cual está creada esta compañía es:

Todo tipo de negocio legal

**Artículo IV**

El número de acciones que la compañía está autorizada a emitir son:

100 acciones

**Artículo V**

El nombre y la dirección del agente registrado:

Franklin Hinojosa

P18000011934

ARCHIVADO

Febrero 5, 2018

4301 SW 160 Ave,

106

Miramar FL, US 33027

Yo certifico que si conozco y acepto todas las responsabilidades como agente registrado

Firma del Agente registrado: Franklin Hinojosa

#### **Artículo VI**

El nombre del Incorporador

Franklin Hinojosa

4301 SW 160 Ave,

106

Miramar FL, US 33027

Firma electrónica del incorporador de la compañía: FRANKLIN HINOJOSA

*Yo soy el Incorporador de la compañía que lleno estos artículos de Incorporación y afirmo que toda la información aquí es verdadera. Si falsa información es enviada al Departamento del Estado esto será considerado un delito de tercer grado bajo el 817.155, F. S. Yo entiendo y estoy consciente de llenar un reporte anual entre Enero 1ero – Mayo 1ero del año calendario siguiente para esta compañía y todos los años siguientes para mantener la compañía activa.*

#### **Artículo VII**

Las iniciales de los oficiales o directores de la compañía son:

Título: P (Presidente)

**Franklin A. Hinojosa Gabela**

4301 SW 160 Ave. Apt 106

Miramar FL, US 33027

#### **Artículo VIII**

La fecha efectiva para esta corporación es:

Febrero 01,2018


**REPUBLICA DEL ECUADOR**  
 DIRECCION GENERAL DE REGISTRO CIVIL  
 IDENTIFICACION Y CREDENCIAL

IDENTIFICACION  
**CIUDADANIA**  
 ECUATORIANA  
**NINOJOSA GABELA FRANKLIN ANDRES**  
 DISTRITO DE REGISTRO  
**FRONTERA**  
**QUITO**  
**GONZALEZ SUAREZ**  
 FECHA DE NACIMIENTO 1972-01-10  
 NACIONALIDAD ECUATORIANA  
 SEXO **HOMBRE**  
 ESTADO CIVIL **DIVORCIADO**

**171058629-6**








RESTRICCION: **BACHILLERATO**      PROFESION/OCCUPACION: **EMPLEADO PRIVADO**

**V4664V6464**

APELLIDOS Y NOMBRES EN ESPAÑOL  
**NINOJOSA GABRIEL FRANKLIN**  
 APELLIDOS Y NOMBRES EN INGLÉS  
**GABELA MARIA DEL CARMEN S**  
 USAR Y FIRMAR DE PREFERENCIA  
**QUITO**  
**2017-02-07**  
 FECHA DE EXPIRACION  
**2027-02-07**



**CREDENCIAL DE VOTACION**  
 04-ABRIL-2019

**0011 M**      **0011 - 131**      **1710586205**

**NINOJOSA GABELA FRANKLIN ANDRES**



DISTRITO DE REGISTRO **FRONTERA**  
**QUITO**  
**2**  
**MARISCAL SUCRE**

APLICACION  
 2019



At



MIRACLE & MILE SAFETY CORP.

# FORMULARIO UNICO DE PRESENTACION DE OFERTA

MIRACLE & MILE SAFETY COMPANY CORP  
4301 SW 160 AV 106  
MIRAMAR FL 33027  
Phone: 561-324-8988

[info@miraclemile.com](mailto:info@miraclemile.com)  
[www.miraclemile.com](http://www.miraclemile.com)



MIRACLE & MILE SAFETY CORP.

SECCION V  
FORMULARIO UNICO DE PRESENTACION DE OFERTA

Quito, 16 de agosto 2019

Abogada  
Gloria Elena Burbano  
Directora General Administrativa Financiera (E)  
**CUERPO DE BOMBEROS DEL DISTRITO METROPOLITANO DE QUITO**

De mis consideraciones:

El que suscribe, en atención a la convocatoria efectuada por el *Cuerpo de Bomberos del Distrito Metropolitano de Quito, para la "ADQUISICIÓN DE HERRAMIENTAS Y ACCESORIOS PARA INCENDIOS ESTRUCTURALES."*, luego de examinar el pliego del presente procedimiento de adquisición de bienes en el extranjero,, al presentar esta oferta por el Representante Legal de Miracle & Mile Safety Company Corp declara que:

1. La única persona o personas interesadas en esta oferta está o están nombradas en ella, sin que incurra en actos de ocultamiento o simulación con el fin de tergiversar el presente procedimiento.
2. La oferta la hace en forma independiente y sin conexión abierta u oculta con otra u otras personas, compañías o grupos participantes en este procedimiento y, en todo aspecto, es honrada y de buena fe. Por consiguiente, asegura no haber vulnerado y que no vulnerará ningún principio o norma relacionada con la competencia libre, leal y justa; así como declara que no establecerá, concertará o coordinará –directa o indirectamente, en forma explícita o en forma oculta- posturas, abstenciones o resultados con otro u otros oferentes, se consideren o no partes relacionadas en los términos de la normativa aplicable; asimismo, se obliga a abstenerse de acciones, omisiones, acuerdos o prácticas concertadas o y, en general, de toda conducta cuyo objeto o efecto sea impedir, restringir, falsear o distorsionar la competencia, ya sea en la presentación de ofertas y posturas o buscando asegurar el resultado en beneficio propio o de otro proveedor u oferente, en este procedimiento de contratación.

MIRACLE & MILE SAFETY COMPANY CORP  
619 6 TH LANE  
PALM BEACH GARDENS, FL 33418  
Phone: 561-324-8988  
[www.miracleandmile.com](http://www.miracleandmile.com)  
[info@miracleandmile.com](mailto:info@miracleandmile.com)



MIRACLE & MILE SAFETY CORP.

3. Al presentar esta oferta, he considerado todos los costos obligatorios que debe y deberá asumir en la ejecución contractual, especialmente aquellos relacionados con obligaciones sociales, laborales, de seguridad social, ambientales y tributarias vigentes.
4. Bajo juramento declara expresamente que no ha ofrecido, u ofreceré ningún pago, préstamo o servicio ilegítimo o prohibido por la Ley del Ecuador para servidores públicos; entretenimiento, viajes personales u obsequios, a ningún funcionario o trabajador del Cuerpo de Bomberos del DMQ que hubiera tenido o tenga que ver con el presente procedimiento.
5. En caso de resultar ser el oferente ganador, manifiesto que suscribiré el contrato comprometiéndome a ejecutar las especificaciones técnicas que ha formulado la Entidad Contratante, los mismos que declaro conocerlos y acorde a mi oferta presentada; y en tal virtud, no podrá aducir error, falencia cualquier inconformidad, como causal para solicitar ampliación del plazo, contratación de nuevos servicios o contratos complementarios.
6. En caso de resultar ser el oferente ganador, declaro que suscribiré el contrato, respetando los siguientes acuerdos:
  - a) Los bienes y servicios solicitados se proveerán de acuerdo a las especificaciones técnicas previstas en el anexo N° 1, completados con la información de mi oferta.
  - b) La ejecución del contrato se regirá a las normas del ordenamiento jurídico del contrato, incluyendo entre estas, las facultades exorbitantes que este reconoce a favor de una institución que es parte de la Administración Pública.
  - c) Se presentaran las garantías de fiel cumplimiento, garantía del buen uso del anticipo, la garantía. Indispensable presentar borrador de la póliza. La solución de controversias en todos los casos se solucionarán ante los jueces ecuatorianos. Las garantías y pólizas presentadas son incondicionales, irrevocables y de cobro inmediato.
7. La oferta técnica económica que presento es la siguiente:

MIRACLE & MILE SAFETY COMPANY CORP  
619 6TH LANE  
PALM BEACH GARDENS, FL 33418  
Phone: 561-324-8968  
[info@miraandmile.com](mailto:info@miraandmile.com)  
[www.miraandmile.com](http://www.miraandmile.com)





MIRACLE & MILE SAFETY CORP.

Parámetro	Especificación solicitada por el CBDMQ	Especificación ofertada
HALLIGAN	Resistente y perfecto para ventilación, entrada forzada y revisión. Forjados en acero carbono tratado al color, en un solo cuerpo. Tamaño mínimo 30" y máximo 36". Son soldaduras visibles. Garantía mínima de 1 año contra defectos de fábrica. Presentar ficha técnica	Resistente y perfecto para ventilación, entrada forzada y revisión. Forjados en acero carbono tratado al color, en un solo cuerpo. Tamaño mínimo 30" y máximo 36". Son soldaduras visibles. Garantía de 1 año contra defectos de fábrica. Se presenta ficha técnica
KIT DE HERRAMIENTAS PARA INCENDIOS ESTRUCTURALES	El kit se encuentra comprendido por: <ul style="list-style-type: none"> <li>• 1 Pescante</li> <li>• 1 Removedor</li> </ul> Fabricadas en fibra de vidrio núcleo sólido, con sistema fotoluminiscente para áreas oscuras, y banda reflectiva. Revestida de poliéster de 7 a 8 pies de largo máximo. Empuñadura ergonómica, antideslizante Cabeza fabricada en acero carbono, unida al cuerpo con epóxica, no se desprende. Cabeza tipo Arpón (pescante) cabeza doble L (removedor) Colores llamativos de alta densidad. Garantía de un año contra defectos de fábrica Presentar ficha técnica.	El kit se encuentra comprendido por: <ul style="list-style-type: none"> <li>• 1 Pescante</li> <li>• 1 Removedor</li> </ul> Fabricadas en fibra de vidrio núcleo sólido, con sistema foto luminiscente para áreas oscuras, y banda reflectiva. Revestida de poliéster de 7 a 8 pies de largo máximo. Empuñadura ergonómica, antideslizante Cabeza fabricada en acero carbono, unida al cuerpo con epóxica, no se desprende. Cabeza tipo Arpón (pescante) cabeza doble L (removedor) Colores llamativos de alta densidad. Garantía de un año contra defectos de fábrica Se presenta ficha técnica.
HACHA DE BOMBERO CON CABLZA PLANA	Fabricada en fibra de vidrio núcleo sólido, revestida de poliéster foto luminiscente para espacios oscuros. Empuñadura antideslizante negra. Cabeza del hacha fabricada en acero carbono, unida al cuerpo con epoxia, no se desprende. Colores llamativos. Largo de 35 pulgadas mínimo a 39 pulgadas máximo. Peso de 3.2 Kg mínimo a 4Kg máximo. Al menos un año de garantía técnica. Presentar ficha técnica.	Fabricada en fibra de vidrio núcleo sólido, revestida de poliéster foto luminiscente para espacios oscuros. Empuñadura antideslizante negra. Cabeza del hacha fabricada en acero carbono, unida al cuerpo con epoxia, no se desprende. Colores llamativos. Largo de 35 pulgadas mínimo a 39 pulgadas máximo. Peso de 3.2 Kg mínimo a 4Kg máximo. Un año de garantía técnica. Se presenta ficha técnica.

MIRACLE & MILE SAFETY COMPANY CORP  
619 6TH LANE  
PALM BEACH GARDENS, FL 33418  
Phone: 561-324-8968  
[info@miracleandmile.com](mailto:info@miracleandmile.com)  
[www.miracleandmile.com](http://www.miracleandmile.com)



MIRACLE & MILE SAFETY CORP.

<p>LINTERNAS DEL PECHO</p>	<p>Para uso de bomberos, ambientes de trabajo peligrosos, incendio.</p> <ul style="list-style-type: none"> <li>• CERTIFICACIONES.- Cumplimiento de Normas IECEX para anti explosión o NFPA 1901.</li> <li>• Material resistente y ligero.             <ul style="list-style-type: none"> <li>o Al menos de 200 lm</li> <li>o Alcance del haz de luz al menos 370 m.</li> <li>o Al menos 4 horas a máxima potencia.</li> </ul> </li> <li>• Resistencia 1 metro al menos.</li> <li>• Paquete de baterías de iones de litio recargables.</li> <li>• Presentar ficha técnica</li> <li>• GARANTIA – Garantía mínima 1 año.</li> </ul>	<p>Para uso de bomberos, ambientes de trabajo peligrosos, incendio.</p> <ul style="list-style-type: none"> <li>• CERTIFICACIONES.- Cumplimiento de Normas IECEX para anti explosión o NFPA 1901.</li> <li>• Material resistente y ligero.             <ul style="list-style-type: none"> <li>o Al menos de 200 lm</li> <li>o Alcance del haz de luz al menos 370 m.</li> <li>o Al menos 4 horas a máxima potencia.</li> </ul> </li> <li>• Resistencia 1 metro al menos.</li> <li>• Paquete de baterías de iones de litio recargables.</li> <li>• Se presenta ficha técnica</li> <li>• GARANTIA – Garantía 1 año.</li> </ul>
<p>KIT DE ESCAPE</p>	<p>El kit se encuentra comprendido por:</p> <ul style="list-style-type: none"> <li>• 1 Descendedor antipánico con palaca o leva.</li> <li>• 1 Mosquetón con seguro automático.</li> <li>• 1 Cuerda de 15 metros mínimo por 8 mm.</li> <li>• 1 Cuerda de anclaje de aramida.</li> <li>• 1 Maleta o bolso de traslado.</li> </ul> <p>Certificado UNF-EN1284:2006 o NFPA 1983. Garantía mínima de 1 año. Presentar ficha técnica.</p>	<p>El kit se encuentra comprendido por:</p> <ul style="list-style-type: none"> <li>• 1 Descendedor antipánico con palaca o leva.</li> <li>• 1 Mosquetón con seguro automático.</li> <li>• 1 Cuerda de 15 metros mínimo por 8 mm.</li> <li>• 1 Cuerda de anclaje de aramida.</li> <li>• 1 Maleta o bolso de traslado.</li> </ul> <p>Certificado UNE-EN1284:2006 o NFPA 1983. Garantía 1 año. Se presenta ficha técnica.</p>
<p>PALAS FORESTALS</p>	<p>Con mango (Sin agarradera) Fabricada en madera. Cabeza de acero tratado. Punta de corazón DIMENSIONES.- Hoja 18*27cm. Mínimo Peso 1.6kg máximo Mango 103 cm, mínimo</p> <p>Al menos un año de garantía contra defectos de fábrica. Presentar ficha técnica.</p>	<p>Con mango (Sin agarradera) Fabricada en madera. Cabeza de acero tratado. Punta de corazón DIMENSIONES.- Hoja 18*27cm. Mínimo Peso 1.6kg máximo Mango 103 cm, mínimo</p> <p>Un año de garantía contra defectos de fábrica. Se presenta ficha técnica.</p>
<p>CIZALLA</p>	<p>Largo 36 pulgadas Espesor de corte 25 mm al menos. Material acero. Cuchillas de acero forjado Al menos un año de garantía contra defectos de fábrica. Presentar ficha técnica.</p>	<p>Largo 36 pulgadas Espesor de corte 25 mm al menos. Material acero. Cuchillas de acero forjado Un año de garantía contra defectos de fábrica. Se presenta ficha técnica.</p>

MIRACLE & MILE SAFETY COMPANY CORP  
619 6TH LANE  
PALM BEACH GARDENS, FL 33418  
Phone: 561-324-8968  
info@miracleandmile.com  
miracle@miracleandmile.com

AM



MIRACLE & MILE SAFETY CORP.

<p>KIT DE CORTE DE CONCRETO Y METAL (MOTOR A COMBUSTION Y DISCOS DE CORTE)</p>	<p>El kit se encuentra comprendido por:</p> <ul style="list-style-type: none"> <li>• 1 Motor de 2 tiempos refrigerado por aire.</li> <li>• Incluye 2 discos para concreto como mínimo.</li> <li>• Incluye 2 discos para metal como mínimo.</li> </ul> <p>Cilindrada entre 70 y 75 cm3.          Velocidad en ralentí entre 2.500 y 2.800 rpm.          Proporción de mezcla gasolina / aceite 50:1.          Tanque de combustible para 0,90 lts mínimo.          Reducción de vibración en mango entre 2,4 y 2,6 m/s2.          Niveles de ruido máximo 101 lb.          Para uso con hojas de entre 250mm y 350 mm.          Profundidad de corte de 90 a 110 mm.          Peso máximo de la herramienta 9,8 kg.          Potencia mínima de salida 3,7 kw          Al menos un año de garantía contra defectos de fábrica.          Presentar ficha técnica.</p>	<p>El kit se encuentra comprendido por:</p> <ul style="list-style-type: none"> <li>• 1 Motor de 2 tiempos refrigerado por aire.</li> <li>• Incluye 2 discos para concreto como mínimo.</li> <li>• Incluye 2 discos para metal como mínimo.</li> </ul> <p>Cilindrada entre 70 y 75 cm3.          Velocidad en ralentí entre 2.500 y 2.800 rpm.          Proporción de mezcla gasolina / aceite 50:1.          Tanque de combustible para 0,90 lts mínimo.          Reducción de vibración en mango entre 2,4 y 2,6 m/s2.          Niveles de ruido máximo 101 lb.          Para uso con hojas de entre 250mm y 350 mm.          Profundidad de corte de 90 a 110 mm.          Peso máximo de la herramienta 9,8 kg.          Potencia mínima de salida 3,7 kw          Un año de garantía contra defectos de fábrica.          Se presenta ficha técnica.</p>
--	---	--

7.1. Determinación del paso de origen o precedencia:

ITEM	REQUERIMIENTO	LUGAR DE FABRICACION	PROCEDENCIA
1	HALLIGAN	USA	USA
2	KIT DE HERRAMIENTAS PARA INCENDIOS ESTRUCTURALS	USA	USA
3	HACHA DE BOMBERO CON CABEZA PLANA	USA	USA
4	GUANTES DE PECHO	CHINA	USA
5	KIT DE ESCAPE	USA	USA
6	PALAS FORESTALES	USA	USA
7	CIZALLA	USA	USA
8	KIT DE CORTE DE CONCRETO Y METAL (MOTOR A MOTOR Y DISCOS DE CORTE)	SUECIA	USA

MIRACLE & MILE SAFETY COMPANY CORP  
 619 6TH LANE  
 PALM BEACH GARDENS, FL 33418  
 Phone: 561-324-8968  
[info@miraletilesusa.com](mailto:info@miraletilesusa.com)  
[espanol@miraletilesusa.com](mailto:espanol@miraletilesusa.com)



MIRACLE & MILE SAFETY CORP.

7.2. Historial aduanero en el caso que corresponda:

ITEM	REQUERIMIENTO	LUGAR DE FABRICACION	PROCEDENCIA	HISTORIAL ADUANERO/ESTADO ADUANERO
1	HALLIGAN	USA	USA	REGIMEN 10 A CONSUMO
2	KIT DE HERRAMIENTAS PARA INCENDIOS ESTRUCTURALES	USA	USA	REGIMEN 10 A CONSUMO
3	HACHA DE BOMBERO CON CABLE PLANA	USA	USA	REGIMEN 10 A CONSUMO
4	LINTERNAS DE PECHO	CHINA	USA	REGIMEN 10 A CONSUMO
5	KIT DE ESCAPE	USA	USA	REGIMEN 10 A CONSUMO
6	PAJAS FIBRISTALES	USA	USA	REGIMEN 10 A CONSUMO
7	CIZALLA	USA	USA	REGIMEN 10 A CONSUMO
8	KIT DE CORTE DE CONCRETO Y METAL (MOTOR A MOTOR Y DISCOS DE CORTE)	SUECIA	USA	REGIMEN 10 A CONSUMO

8. Conozco y acepto que el Cuerpo de Bomberos del DMQ se reserva el derecho de cancelar o declarar desierto el procedimiento, si conviene a los intereses nacionales o institucionales, sin que dicha decisión cause ningún tipo de reparación o indemnización a mi favor.
9. Bajo juramento, no incurro en las prohibiciones establecidas en los artículos 62 y 63 de la LOSNCP y 110 o 111 del RGLOSNCPC, normas ecuatorianas exigidas para contratar con una Administración Pública.
10. Para la suscripción del contrato me comprometo a presentar un representante local.
11. Autorizo al CBDMQ para que en el caso que lo requiera me notifique todo acto de simple administración, acto administrativo y comunicación que se requiera al siguiente correo electrónico:

Correo electrónico 1: [info@miraclemilecorp.com](mailto:info@miraclemilecorp.com)

Correo electrónico 2: [manager@miraclemilecorp.com](mailto:manager@miraclemilecorp.com)

MIRACLE & MILE SAFETY COMPANY CORP  
619 6 TH LANE  
PALM BEACH GARDENS, FL 33418  
Phone: 561-324-8968

[info@miraclemilecorp.com](mailto:info@miraclemilecorp.com)  
[www.miraclemilecorp.com](http://www.miraclemilecorp.com)



MIRACLE & MILE SAFETY CORP.

En consecuencia, me responsabilizo por la revisión oportuna e integral de los correos señalados durante la tramitación del proceso de contratación; y, por tanto, no podré alegar desconocimiento respecto de cualquier notificación que se realice por dichos medios.

Adicionalmente comunico que se podrá tomar contacto en las siguientes direcciones o teléfonos:

**CIUDAD:** PALM BCH GDNS, FL 33418  
**DIRECCION PARA CORRESPONDENCIA:** 619 6TH LN  
**TELEFONOS:** + 1 561 324 -8968

12. Mis índices financieros son:

Índice de solvencia: 1,40  
Índice de liquidez: 0,82  
Patrimonio: \$250.987,72

13. Declaro bajo juramento que los bienes objeto de contrato registran la siguiente información:

ITEM	REQUERIMIENTO	LUGAR DE FABRICACION	PROCEDENCIA	HISTORIAL ADUANERO/ESTADO ADUANERO
1	HALLIGAN	USA	USA	REGIMEN 10 A CONSUMO
2	KIT DE HERRAMIENTAS PARA INCENDIOS ESTRUCTURALES	USA	USA	REGIMEN 10 A CONSUMO
3	HACHA DE BOMBERO CON CABEZA PLANA	USA	USA	REGIMEN 10 A CONSUMO
4	LINTERNAS DE PECHO	CHINA	USA	REGIMEN 10 A CONSUMO
5	KIT DE ESCAPE	USA	USA	REGIMEN 10 A CONSUMO
6	PALAS FORESTALES	USA	USA	REGIMEN 10 A CONSUMO
7	CIZALLA	USA	USA	REGIMEN 10 A CONSUMO
8	KIT DE CORTE DE CONCRETO Y METAL (MOTOR A MOTOR Y DISCOS DE CORTE)	SUECIA	USA	REGIMEN 10 A CONSUMO

MIRACLE & MILE SAFETY COMPANY CORP  
619 6TH LANE  
PALM BEACH GARDENS, FL 33418  
Phone: 561-324-8968

[info@miracleandmile.com](mailto:info@miracleandmile.com)  
[www.miracleandmile.com](http://www.miracleandmile.com)




MIRACLE & MILE SAFETY CORP.

En el caso de ser convocado a la etapa de negociación, me comprometo a presentar la documentación que respalde la información antes referida. Así también acepto que esta documentación se considera como documentación habilitante para la firma del contrato.

**MIAMI, 16 de agosto del 2019**

Atentamente,

  
**FRANKLIN HINOJOSA**  
**Miracle & Mile Safety Company Corp**

MIRACLE & MILE SAFETY COMPANY CORP  
619 6TH LANE  
PALM BEACH GARDENS, FL 33478  
Phone: 561-324-8968  
[info@miraclemile.com](mailto:info@miraclemile.com)  
[www.miraclemile.com](http://www.miraclemile.com)



MIRACLE & MILE SAFETY CORP.

# OFERTA ECONÓMICA

MIRACLE & MILE SAFETY COMPANY CORP  
619 6TH LANE  
PALM BEACH GARDENS, FL 33418  
Phone: 561-324-8968  
[info@miraclemile.com](mailto:info@miraclemile.com)  
[www.miraclemile.com](http://www.miraclemile.com)



MIRACLE & MILE SAFETY CORP.

### OFERTA ECONÓMICA

Ítem	Requerimiento	Cant.	Costo unitario	Costo Total
1	HALLIGAN	54	\$ 363,76	\$ 19.643,04
2	KIT DE HERRAMIENTAS PARA INCENDIOS ESTRUCTURALES	54	\$ 303,94	\$ 16.412,76
3	HACHA DE BOMBERO CON CABEZA PLANA	54	\$ 80,83	\$ 4.364,82
4	GUANTES DE PIEL	1000	\$ 134,67	\$ 134.670,00
5	KIT DE ESCAPE	300	\$ 533,51	\$ 160.053,00
6	PALAS FORESTALES	250	\$ 26,76	\$ 6.690,00
7	Cizalla	54	\$ 258,67	\$ 13.968,18
8	Kit de corte	25	\$ 2.586,70	\$ 64.667,50
Subtotal				\$ 420.469,30

### CONDICIONES GENERALES

1	<b>Lugar de entrega.-</b> El lugar de entrega será la bodega central del CBDMQ en la ciudad de Quito, en Carapungo, calle Alhambra y Pasaje A, sector la Morenita.	<b>Lugar de entrega.-</b> El lugar de entrega será la bodega central del CBDMQ en la ciudad de Quito, en Carapungo, calle Alhambra y Pasaje A, sector la Morenita.
2	<b>Plazo de entrega:</b> El plazo de entrega de los bienes será de 120 DIAS CALENDARIOS contados a partir de la entrega del anticipo.	<b>Plazo de entrega:</b> En caso de ser adjudicados el plazo de entrega de los bienes será de 100 DIAS CALENDARIOS contados a partir de la entrega del anticipo.
3	<b>Forma de pago.-</b> Anticipo de 50% posterior a la firma de contrato y 50% contra entrega en las bodegas del CBDMQ con la suscripción del acta de entrega recepción definitiva a conformidad y entera satisfacción del CBDMQ, entrega de factura correspondiente.	<b>Forma de pago.-</b> Anticipo de 50% posterior a la firma de contrato y 50% contra entrega en las bodegas del CBDMQ con la suscripción del acta de entrega recepción definitiva a conformidad y entera satisfacción del CBDMQ, entrega de factura correspondiente.

Atentamente,

**FRANKLIN HINOJOSA**

Miracle & Mile Safety Company Corp

MIRACLE & MILE SAFETY COMPANY CORP  
619 6TH LANE  
PALM BEACH GARDENS, FL 33418  
Phone: 561-324-8968

[www.miracleandmile.com](http://www.miracleandmile.com)  
[www.miracleandmile.com](http://www.miracleandmile.com)





MIRACLE & MILE SAFETY CORP.

IMP-CBDMQ-009-2019

**"ADQUISICIÓN DE HERRAMIENTAS Y ACCESORIOS PARA INCENDIOS ESTRUCTURALES"**

**GARANTÍA TÉCNICA**

**MIAMI, 16 de agosto del 2019**


El que suscribe, en atención a la invitación efectuada dentro del proceso de contrataciones de bienes en el extranjero, signado con el número IMP-CBDMQ-009-2019, para la "ADQUISICIÓN DE HERRAMIENTAS Y ACCESORIOS PARA INCENDIOS ESTRUCTURALES", rinde a favor del CUERPO DE BOMBEROS DEL DISTRITO METROPOLITANO DE QUITO, la presente Garantía Técnica, bajo las siguientes condiciones:

Garantizo la calidad de los bienes, componentes y accesorios que suministro, independientemente de su origen y principalmente del servicio que se presta a través de ellos.

Certifico que los equipos no son remanufacturados, y que los mismos son nuevos de fábrica y de óptima calidad, que se encuentran libres de defectos y fallas de fabricación, y que cumplen con las especificaciones técnicas y requisitos exigidos por la entidad.

Me comprometo a reemplazar a mi costo entregando en las instalaciones de la Entidad todos aquellos materiales que se determinen con defectos de fabricación, y que no cumplan con las características técnicas contratadas; asistiendo en la solución de los problemas que se presenten como consecuencia de los defectos y errores encontrados. La atención para la solución del problema operará en un plazo no mayor a treinta (7) días laborables.

El tiempo de vigencia de la garantía de equipos será para un período de 12 meses contados a partir de la recepción a satisfacción del administrador de contrato, de conformidad con lo detallado en los pliegos y en las especificaciones técnicas que son parte habilitante del proceso. La misma deberá ser libre de defectos de fábrica para el material y mano de obra.

  
**FRANKLIN HINOJOSA**  
Miracle & Mile Safety Company Corp

MIRACLE & MILE SAFETY COMPANY CORP  
619 6 TH LANE  
PALM BEACH GARDENS, FL 33418  
Phone: 561-324-8968  
[info@miracleandmile.com](mailto:info@miracleandmile.com)  
[www.miracleandmile.com](http://www.miracleandmile.com)



MIRACLE & MILE SAFETY CORP.

## CARTA COMPROMISO DISTRIBUIDORES

Miracle & Mile Safety Company Corp, en caso de ser adjudicados entregara los bienes solicitados por la entidad con las marcas y distribuidores detallados en el cuadro inferior.

Item	Requerimiento	Marca	Distribuido Por:
1	HALLIGAN	LEAHERHEAD TOOLS	DAMIANO AND GRAHAM
2	KIT DE HERRAMIENTAS PARA INCENDIOS ESTRUCTURALES	LEAHERHEAD TOOLS	DAMIANO AND GRAHAM
3	HACHA DE BOMBERO CON CABEZA PLANA	LEAHERHEAD TOOLS	DAMIANO AND GRAHAM
4	LINTERNAS DE PECHO	NIGHTSTICK	NIGHTSTICK- BAYCO Products Inc.
5	KIT DE ESCAPE	CMC Rescue, Inc.	CMC Rescue, Inc.
6	PALAS FORESTALES	Klein-Tools	DAMIANO AND GRAHAM
7	Cizalla	Unión Tool	DAMIANO AND GRAHAM
8	Kit de corte	Husqvarna	DAMIANO AND GRAHAM

Particular que se informa para los fines pertinentes



**FRANKLIN HINOJOSA**  
Miracle & Mile Safety Company Corp

MIRACLE & MILE SAFETY COMPANY CORP  
619 6TH LANE  
PALM BEACH GARDENS, FL 33418  
Phone: 561-324-8968

[info@miracleandmile.com](mailto:info@miracleandmile.com)  
[www.miracleandmile.com](http://www.miracleandmile.com)



MIRACLE & MILE SAFETY CORP.

# ESPECIFICACIONES TECNICAS

MIRACLE & MILE SAFETY COMPANY CORP  
619 6TH LANE  
PALM BEACH GARDENS, FL 33418  
Phone: 561-324-8968  
[info@miraclemile.com](mailto:info@miraclemile.com)  
[www.miraclemile.com](http://www.miraclemile.com)



MIRACLE & MILE SAFETY CORP.

# ITEM 1

# HALLIGAN

MIRACLE & MILE SAFETY COMPANY CORP  
4301 sw 160 AV 106  
MIRAMAR FL 33027  
Phone: 561-324-8968  
[info@miraclemile.com](mailto:info@miraclemile.com)  
[www.miraclemile.com](http://www.miraclemile.com)



## HALLIGAN BAR

### Specifications:

- 100% Manufactured in the U.S.A. with American materials and craftsmanship
- This rugged Leatherhead Bar is perfect for ventilation, forcible entry or overhaul
- Available lengths: 24" 30" and 36"
- All forged design to last a lifetime
- Drop forged with high carbon steel, fully heat treated and zinc plated



Leatherhead Bar

Item#	Description	Length
LB-24	24" Leatherhead Bar (Forged Halligan Type)	24"
LB-30	30" Leatherhead Bar (Forged Halligan Type)	30"
LB-36	36" Leatherhead Bar (Forged Halligan Type)	36"
LBM-24	24" Mini-Leatherhead Bar (50% Smaller than full size Halligan Bar)	24"



## HALLIGAN BAR

### Especificación:

- 100% fabricado en los EE. UU. Con materiales y artesanía estadounidenses
- Esta resistente barra de cuero es perfecta para ventilación, entrada forzada o revisión
- Longitudes disponibles: 24 "30" y 36 "
- Diseño forjado para durar toda la vida.
- Forjado con acero con alto contenido de carbono, totalmente tratado térmicamente y galvanizado.



Leatherhead Bar

Item#	Description	Length
LB-24	Barra de cuero de 24 "(tipo Halligan forjado)	24"
LB-30	Barra de cuero de 30 "(tipo Halligan forjado)	30"
LB-36	Barra de cuero de 36 "(tipo Halligan forjado)	36"
LBM-24	Barra Mini-Leatherhead de 24 "(50% más pequeña que la barra Halligan de tamaño completo)	24"



MIRACLE & MILE SAFETY CORP.

# CERTIFICADO DISTRIBUIDOR

MIRACLE & MILE SAFETY COMPANY CORP  
4301 SW 160 AV 106  
MIRAMAR FL 33027  
Phone: 561-324-8968  
[www.miracleandmile.com](http://www.miracleandmile.com)  
[miracleandmile@miracleandmile.com](mailto:miracleandmile@miracleandmile.com)

# **DA MIANO & GRAHAM Ltd.**

**International Management Group**

Mayo 29, 2019


A quien corresponda:

DA MIANO & GRAHAM Ltd., certifica que Miracle & Mile Safety Co. E.I.N. 30-1039800 con domicilio en 619 6th Lane en la ciudad de Palm Beach Gardens, Florida 33418, es un distribuidor autorizado para el territorio de Ecuador.

Como distribuidor autorizado, Miracle & Mile Safety Co. podrá ofrecer nuestros productos y dar servicio post venta y cuentan con nuestro respaldo.

Esta autorización de distribuidor es vigente hasta el 31 de Diciembre del 2019 y se podrá renovar de mutuo acuerdo.

Atentamente,



René-Frédéric Roy, CPA, CMA, MBA  
VP Finance






MIRACLE & MILE SAFETY CORP.

# ITEM 2

## KIT DE HERRAMIENTAS PARA INCENDIOS ESTRUCTURALES

MIRACLE & MILE SAFETY COMPANY CORP  
4301 SW 160 AV 106  
MIRAMAR FL 33027  
Phone: 561-324-8968  
[info@miraclecorp.com](mailto:info@miraclecorp.com)  
[manager@miraclecorp.com](mailto:manager@miraclecorp.com)








## Pro - Lite Ganchos/ Palos

### PRO-LITE BOUND

#### Especificación:

- Hecho en los EE. UU.
- La construcción Pro-Lite es de fibra de vidrio pultruida hueca con color de alta visibilidad para ubicar en áreas oscuras
- Se agregaron rayas reflectantes para ayudar a ubicar la herramienta en áreas oscuras
- El mango en D y los cabezales están unidos a la fibra de vidrio con fuertes pernos de acero y epoxi de dos partes
- Todos los ganchos están fabricados con acero americano.



Mango a tope	
Mango en D	
Gancho Americano	
Gancho para paneles de yeso	
Gancho para basura	

Item#	Description	Length
PLY-3AH-B	3' Lima Hi-Viz de 3' con mango y gancho americano	3'
PLY-3AH-D	3' Lima de alta visibilidad con gancho americano y mango en D	3'
PLY-3DH-B	3' Lima de alta visibilidad con gancho para pared de yeso y mango a tope	3'
PLY-3DH-D	3' Lima de alta visibilidad con gancho para pared de yeso y mango en D	3'
PLY-3RH-B	3' Lima de alta visibilidad con gancho de basura y mango trasero	3'

PLY-3RH-D	3' Lima de alta visibilidad con gancho para basura y mango en D	3'
PLY-4AH-B	4' Lima de alta visibilidad con mango americano de gancho y tope	4'
PLY-4AH-D	4' Lima de alta visibilidad con gancho americano y mango en D	4'
PLY-4DH-B	4' Lima de alta visibilidad con gancho para pared de yeso y mango a tope	4'
PLY-4DH-D	4' Lima de alta visibilidad con gancho para pared de yeso y mango en D	4'
PLY-4RH-B	4' Lima de alta visibilidad con gancho de basura y mango trasero	4'
PLY-4RH-D	4' Lima de alta visibilidad con gancho para basura y mango en D	4'
PLY-6AH-B	6' Lima de alta visibilidad con mango americano de gancho y tope	6'
PLY-6AH-D	6' Lima de alta visibilidad con gancho americano y mango en D	6'
PLY-6DH-B	6' Lima de alta visibilidad con gancho para pared de yeso y mango a tope	6'
PLY-6DH-D	6' Lima de alta visibilidad con gancho para pared de yeso y mango en D	6'
PLY-6RH-B	6' Lima de alta visibilidad con gancho de basura y mango trasero	6'
PLY-6RH-D	6' Lima de alta visibilidad con gancho para basura y mango en D	6'
PLY-8AH-B	8' Lima de alta visibilidad con mango americano de gancho y tope	8'
PLY-8AH-D	8' Lima de alta visibilidad con gancho americano y mango en D	8'
PLY-8DH-B	8' Lima de alta visibilidad con gancho para pared de yeso y mango a tope	8'
PLY-8DH-D	8' Lima de alta visibilidad con gancho para pared de yeso y mango en D	8'
PLY-8RH-B	8' Lima de alta visibilidad con gancho de basura y mango trasero	8'
PLY-8RH-D	8' Lima de alta visibilidad con gancho para basura y mango en D	8'
PLY-10AH-B	10' Lima de alta visibilidad con mango americano de gancho y tope	10'

PLY-10AH-D	10' Lima de alta visibilidad con gancho americano y mango en D	10'
PLY-10DH-B	10' Lima de alta visibilidad con gancho para pared de yeso y mango a tope	10'
PLY-10DH-D	10' Lima de alta visibilidad con gancho para pared de yeso y mango en D	10'
PLY-1-RH-B	10' Lima de alta visibilidad con gancho de basura y mango trasero	10'
PLY-10RH-D	10' Lima de alta visibilidad con gancho para basura y mango en D	10'
PLY-12AH-B	12' Lima de alta visibilidad con mango americano de gancho y tope	12'
PLY-12AH-D	12' Lima de alta visibilidad con gancho americano y mango en D	12'
PLY-12DH-B	12' Lima de alta visibilidad con gancho para pared de yeso y mango a tope	12'
PLY-12DH-D	12' Lima de alta visibilidad con gancho para pared de yeso y mango en D	12'
PLY-12RH-B	12' Lima de alta visibilidad con gancho de basura y mango trasero	12'
PLY-12RH-D	12' Lima de alta visibilidad con gancho para basura y mango en D	12'
PLY-14AH-B	14' Lima de alta visibilidad con mango americano de gancho y tope	14'
PLY-14AH-D	14' Lima de alta visibilidad con gancho americano y mango en D	14'
PLY-14DH-B	14' Lima de alta visibilidad con gancho para pared de yeso y mango a tope	14'
PLY-14DH-D	14' Lima de alta visibilidad con gancho para pared de yeso y mango en D	14'
PLY-14RH-B	14' Lima de alta visibilidad con gancho de basura y mango trasero	14'
PLY-14RH-D	14' Lima de alta visibilidad con gancho para basura y mango en D	14'



# PRO-LITE POLES

## PRO-LITE POLES

### Specifications:

- Made in the U.S.A.
- Pro-Lite construction is hollow pultruded fiberglass with Hi-Viz color for locating in dark areas
- Reflective striping added to help locate tool in dark areas
- The D-Handle & heads are bonded to the fiberglass with strong two part epoxy & steel pins
- All Hooks are fabricated with American steel
- Longer poles are available - Call for pricing

Butt Handle



D-Handle



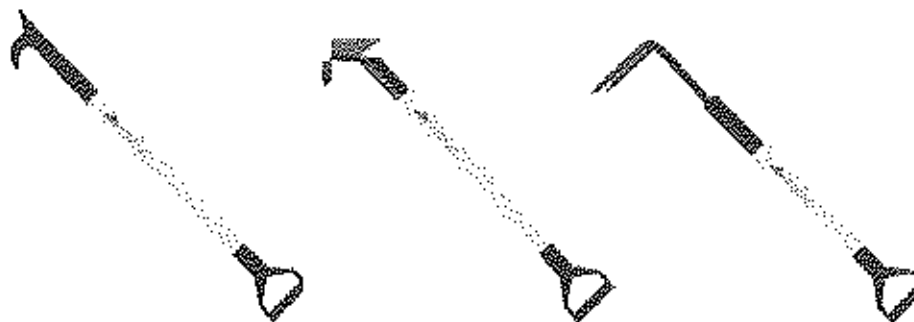
American Hook



Drywall Hook



Rubbish Hook



Item#	Description	Length
PLY-3AH-B	3' Hi-Viz Yellow w/American Hook and Butt Handle	3'
PLY-3AH-D	3' Hi-Viz Yellow w/American Hook and D-Handle	3'
PLY-3DH-B	3' Hi-Viz Yellow w/Drywall Hook and Butt Handle	3'
PLY-3DH-D	3' Hi-Viz Yellow w/Drywall Hook and D-Handle	3'
PLY-3RH-B	3' Hi-Viz Yellow w/Rubbish Hook and Butt Handle	3'
PLY-3RH-D	3' Hi-Viz Yellow w/Rubbish Hook and D-Handle	3'
PLY-4AH-B	4' Hi-Viz Yellow w/American Hook and Butt Handle	4'
PLY-4AH-D	4' Hi-Viz Yellow w/American Hook and D-Handle	4'

PLY-4DH-B	4' Hi-Viz Yellow w/Drywall Hook and Butt Handle	4'
PLY-4DH-D	4' Hi-Viz Yellow w/Drywall Hook and D-Handle	4'
PLY-4RH-B	4' Hi-Viz Yellow w/Rubbish Hook and Butt Handle	4'
PLY-4RH-D	4' Hi-Viz Yellow w/Rubbish Hook and D-Handle	4'
PLY-6AH-B	6' Hi-Viz Yellow w/American Hook and Butt Handle	6'
PLY-6AH-D	6' Hi-Viz Yellow w/American Hook and D-Handle	6'
PLY-6DH-B	6' Hi-Viz Yellow w/Drywall Hook and Butt Handle	6'
PLY-6DH-D	6' Hi-Viz Yellow w/Drywall Hook and D-Handle	6'
PLY-6RH-B	6' Hi-Viz Yellow w/Rubbish Hook and Butt Handle	6'
PLY-6RH-D	6' Hi-Viz Yellow w/Rubbish Hook and D-Handle	6'
PLY-8AH-B	8' Hi-Viz Yellow w/American Hook and Butt Handle	8'
PLY-8AH-D	8' Hi-Viz Yellow w/American Hook and D-Handle	8'
PLY-8DH-B	8' Hi-Viz Yellow w/Drywall Hook and Butt Handle	8'
PLY-8DH-D	8' Hi-Viz Yellow w/Drywall Hook and D-Handle	8'
PLY-8RH-B	8' Hi-Viz Yellow w/Rubbish Hook and Butt Handle	8'
PLY-8RH-D	8' Hi-Viz Yellow w/Rubbish Hook and D-Handle	8'
PLY-10AH-B	10' Hi-Viz Yellow w/American Hook and Butt Handle	10'
PLY-10AH-D	10' Hi-Viz Yellow w/American Hook and D-Handle	10'
PLY-10DH-B	10' Hi-Viz Yellow w/Drywall Hook and Butt Handle	10'
PLY-10DH-D	10' Hi-Viz Yellow w/Drywall Hook and D-Handle	10'
PLY-1-RH-B	10' Hi-Viz Yellow w/Rubbish Hook and Butt Handle	10'
PLY-10RH-D	10' Hi-Viz Yellow w/Rubbish Hook and D-Handle	10'
PLY-12AH-B	12' Hi-Viz Yellow w/American Hook and Butt Handle	12'
PLY-12AH-D	12' Hi-Viz Yellow w/American Hook and D-Handle	12'
PLY-12DH-B	12' Hi-Viz Yellow w/Drywall Hook and Butt Handle	12'
PLY-12DH-D	12' Hi-Viz Yellow w/Drywall Hook and D-Handle	12'
PLY-12RH-B	12' Hi-Viz Yellow w/Rubbish Hook and Butt Handle	12'
PLY-12RH-D	12' Hi-Viz Yellow w/Rubbish Hook and D-Handle	12'
PLY-14AH-B	14' Hi-Viz Yellow w/American Hook and Butt Handle	14'
PLY-14AH-D	14' Hi-Viz Yellow w/American Hook and D-Handle	14'

PLY-14DH-B	14' Hi-Viz Yellow w/Drywall Hook and Butt Handle	14'
PLY-14DH-D	14' Hi-Viz Yellow w/Drywall Hook and D-Handle	14'
PLY-14RH-B	14' Hi-Viz Yellow w/Rubbish Hook and Butt Handle	14'
PLY-14RH-D	14' Hi-Viz Yellow w/Rubbish Hook and D-Handle	14'



MIRACLE & MILE SAFETY CORP.

# CERTIFICADO DISTRIBUIDOR

MIRACLE & MILE SAFETY COMPANY CORP  
4301 SW 160 AV 105  
MIRAMAR FL 33027  
Phone: 561-324-8968  
[info@miracleandmile.com](mailto:info@miracleandmile.com)  
[www.miracleandmile.com](http://www.miracleandmile.com)



# **DA MIANO & GRAHAM Ltd.**

**International Management Group**

Mayo 29, 2019

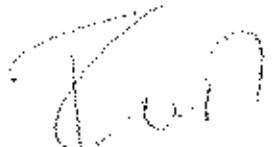
A quien corresponda:

DA MIANO & GRAHAM Ltd., certifica que Miracle & Mile Safety Co. E.I.N. 30-1039800 con domicilio en 619 6th Lane en la ciudad de Palm Beach Gardens, Florida 33418, es un distribuidor autorizado para el territorio de Ecuador.

Como distribuidor autorizado, Miracle & Mile Safety Co. podrá ofrecer nuestros productos y dar servicio post venta y cuentan con nuestro respaldo.

Esta autorización de distribuidor es vigente hasta el 31 de Diciembre del 2019 y se podrá renovar de mutuo acuerdo.

Atentamente,



René-Frédéric Roy, CPA, CMA, MBA  
VP Finance

Physical Address: 211 Waukegan Road, Suite 330, Northfield, IL 60093  
Phone: 847 635 7400 | Fax: 847 635 0916  
Email: [asdamlano@aol.com](mailto:asdamlano@aol.com)




MIRACLE & MILE SAFETY CORP.

# ITEM 3

## HACHA DE BOMBERO CON CABEZA PLANA

MIRACLE & MILE SAFETY COMPANY CORP  
4301 SW 160 AV 106  
MIRAMAR FL 33027  
Phone: 561-324-8968  
[mfs@miraclemile.com](mailto:mfs@miraclemile.com)  
[www.miraclemile.com](http://www.miraclemile.com)

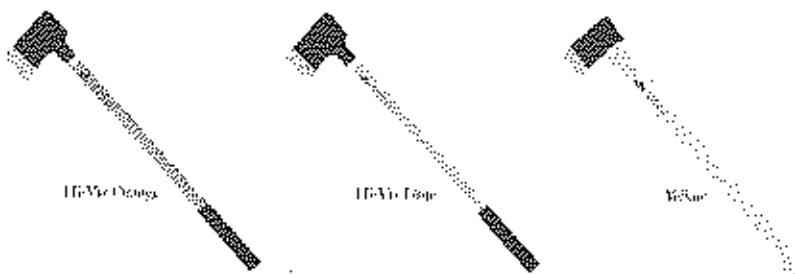
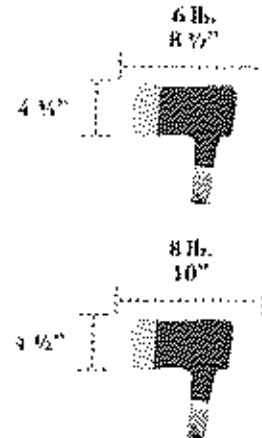


**Hachas**

**Hachas de cabeza plana**


**Especificación:**

- Hecho en los EE. UU.
- Este hacha resistente es perfecta para ventilación, entrada forzada o revisión
- La construcción del mango es de fibra de vidrio pultruida de alta visibilidad, sólida con agarre antideslizante
- La construcción del mango amarillo es una fibra de vidrio pultruida fuerte núcleo con camisa moldeada por inyección para mayor resistencia
- Las cabezas del hacha están unidas al mango de fibra de vidrio con fuerte epoxi de dos partes
- Las cabezas del hacha están forjadas con acero de alto carbono.



AH

Item#	Description	Length
FAO-6	Mango de fibra de vidrio de 6 # hacha plana (naranja HiViz) con cinta reflectante	36"
FAL-6	Mango de fibra de vidrio de 6 # hacha plana (lima HiViz) con cinta reflectante	36"
FAY-6	Mango de fibra de vidrio de hacha plana 6 # (amarillo)	36"
FAO-8	Mango de fibra de vidrio de 8 # hacha plana (naranja HiViz) con cinta reflectante	36"
FAL-8	Mango de fibra de vidrio de 8 # hacha plana (lima HiViz) con cinta reflectante	36"
FAY-8	Mango de fibra de vidrio de 8 # hacha plana (amarillo)	36"
FAY-6R	6 # cabeza plana hacha roja con mango de fibra de vidrio (amarillo)	36"
FAY-8R	8 # cabeza plana hacha roja con mango de fibra de vidrio (amarillo)	36"
FAH-6R	6 # cabeza plana hacha roja con mango de nogal con cinta reflectante	36"



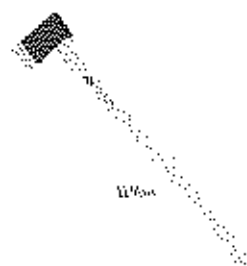
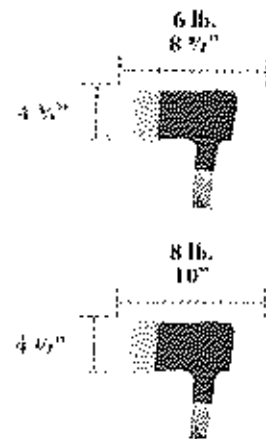
# FLAT AXE

## Axes

### Flat Head Axes

**Specifications:**

- Made in the U.S.A.
- This rugged Axe is perfect for ventilation, forcible entry or overhaul
- Handle construction is solid Hi-Viz pultruded fiberglass with non-slip grip
- Yellow handle construction is a strong pultruded fiberglass core with injection molded jacket for added strength
- The Axe heads are bonded to the fiberglass handle with strong two part epoxy
- The Axe heads are drop forged with high carbon steel



Item#	Description	Length
FAO-6	6# Flat Axe (HiViz Orange) Fiberglass Handle w/Reflective Tape	36"
FAL-6	6# Flat Axe (HiViz Lime) Fiberglass Handle w/Reflective Tape	36"
FAY-6	6# Flat Axe (Yellow) Fiberglass Handle	36"
FAO-8	8# Flat Axe (HiViz Orange) Fiberglass Handle w/Reflective Tape	36"
FAL-8	8# Flat Axe (HiViz Lime) Fiberglass Handle w/Reflective Tape	36"
FAY-8	8# Flat Axe (Yellow) Fiberglass Handle	36"
FAY-6R	6# Flat Axe Red Head with (Yellow) Fiberglass Handle	36"
FAY-8R	8# Flat Axe Red Head with (Yellow) Fiberglass Handle	36"
FAH-6R	6# Flat Axe Red Head with Hickory Handle w/Reflective Tape	36"



MIRACLE & MILE SAFETY CORP.

# CERTIFICADO DISTRIBUIDOR

MIRACLE & MILE SAFETY COMPANY CORP  
4301 SW 160 AV 106  
MIRAMAR FL 33027  
Phone: 561-324-8968  
[info@miraclemile.com](mailto:info@miraclemile.com)  
[equipment@miraclemile.com](mailto:equipment@miraclemile.com)

*Ad*

# **DA MIANO & GRAHAM Ltd.**

**International Management Group**

Mayo 29, 2019


A quien corresponda:

DA MIANO & GRAHAM Ltd., certifica que Miracle & Mile Safety Co. E.I.N. 30-1039800 con domicilio en 619 6th Lane en la ciudad de Palm Beach Gardens, Florida 33418, es un distribuidor autorizado para el territorio de Ecuador.

Como distribuidor autorizado, Miracle & Mile Safety Co. podrá ofrecer nuestros productos y dar servicio post venta y cuentan con nuestro respaldo.

Esta autorización de distribuidor es vigente hasta el 31 de Diciembre del 2019 y se podrá renovar de mutuo acuerdo.

Atentamente,



René-Frédéric Roy, CPA, CMA, MBA  
VP Finance

Physical Address: 211 Waukegan Road, Suite 330, Northfield, IL 60093  
Phone: 847 635 7400 | Fax: 847 635 0916  
Email: asdamiano@aol.com





MIRACLE & MILE SAFETY CORP.

# ITEM 4

# LINTERNAS DE

# PECHO


MIRACLE & MILE SAFETY COMPANY CORP  
4301 sw 160 AV 106  
MIRAMAR FL 33027  
Phone: 561-324-8968  
[www.miracleandmile.com](http://www.miracleandmile.com)  
[miracleandmile@miracleandmile.com](mailto:miracleandmile@miracleandmile.com)

RELANZABLE

LUZ ANGULAR INTRANT™ DUAL-LIGHT™

# NIGHTSTICK

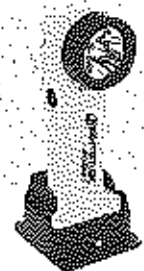
La vida útil depende de la luz™



45°  
FARO DE IRRADIACIÓN  
DESCENDENTE  
EXCLUSIVO

EL CABEZAL GIRA 90°

BASE DE CARGA  
LISTA PARA  
LLEVAR



DISPONIBLE EN VARIOS COLORES.



El cabezal gira 90°, por lo que dirige el haz exactamente donde más se necesita.



El proyector descendente de 45° ilumina un área para caminar de 8 pies.



Fácil de usar con guantes, los interruptores grandes controlan LED separados de forma independiente.



El anillo en V y el clip para trabajo pesado se sujetan firmemente al engranaje en cualquier situación.

	200 LUMENES	110 TIROS	60 HORAS
	7h	15h	27h
	401 m	250 m	187 m
	46256 cd	15635 cd	8750 cd
	2 m		
	1 m		

200 LUMENES

1-800-233-2155 · 1-469-326-9400 · nightstick.com

© 2018 Bayco Products Inc. Los elementos que se presentan están diseñados a ser una representación visual con fines informativos únicamente, y están sujetos a cambios sin previo aviso. Visite nightstick.com para obtener actualizaciones de productos.

Alt

INTRINSECAMENTE SEGURA

HOJA DE ESPECIFICACIONES DEL PRODUCTO

**INTRANT™**

# LUZ ANGULAR DUAL-LIGHT™

**RECARGABLE**

### NÚMERO DE ARTÍCULO/UPC

XPR-5568RX (rojo), 0 17398 80631 2  
XPR-5568GX (verde), 0 17398 80630 5

### APLICACIONES DE MERCADO

Entornos de trabajo peligrosos, incendios, rescate, industrial y automotriz

### CERTIFICACIONES

- CE, cULus, Atex, IECEx, NIPHA

### MATERIAL DE LA CAJA

- Polímero de nylon relleno de vidrio

### LÚMENES/TIEMPO DE FUNCIONAMIENTO

#### LINTERNA

- ALTA: 200 lm, 7 h de tiempo de funcionamiento
- MEDIA: 110 lm, 15 h de tiempo de funcionamiento
- BAJA: 60 lm, 27 h de tiempo de funcionamiento
- LUZ ESTROBOSCÓPICA

#### FARO DE INUNDACIÓN

- ALTA: 100 lm, 7 h de tiempo de funcionamiento
- MEDIA: 40 lm, 15 h de tiempo de funcionamiento
- SUPERVIVENCIA: 20 lm, 27 h de tiempo de funcionamiento

#### DUAL-LIGHT

- 205 lm, 7 h de tiempo de funcionamiento

### CANDELA

#### LINTERNA

- ALTA: 40 256
- MEDIA: 15 625
- BAJA: 8750

### DISTANCIA DE HAZ

#### LINTERNA

- ALTA: 401 m
- MEDIA: 250 m
- BAJA: 187 m

### CLASIFICACIÓN DE RESISTENCIA AL AGUA

IP-67 (a prueba de polvo e impermeable)

### CLASIFICACIÓN DE CAÍDA

- 2 metros

### DIMENSIONES

- LONGITUD: 6,6 in (168 mm)
- ANCHO: 2,6 in (66 mm)
- PROFUNDIDAD: 2,6 in (66 mm)
- DIÁMETRO DEL BISEL: 2,1 in (53 mm)
- PESO: 10,6 oz (301 g) (con baterías)

### BATERÍA

- Paquete de baterías de iones de litio recargables
- Baterías AA (baterías no incluidas)

### GARANTÍA

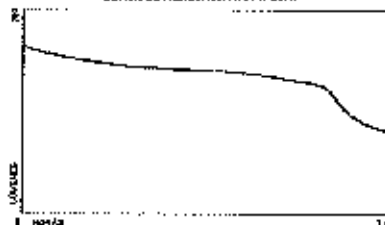
- Garantía limitada de por vida

### QUÉ ESTÁ INCLUIDO

- Luz angular
- Paquete de baterías de iones de litio recargables
- Porta baterías AA
- Cargador rápido a presión
- Fuentes de alimentación de CA y CC
- Manual de instrucciones

ALTA	MEDIA	BAJA	FLICK
200 LÚMENES	110 LÚMENES	60 LÚMENES	
7 h	15 h	27 h	
401 m	250 m	187 m	
40256 cd	15625 cd	8750 cd	
2 m			
1 m			

CURVA DE RESISTENCIA A LA AGUA



Bayco Products, Inc. XPR-5568  
640 S. Grand Blvd., Wyse, TX 76798  
UNIVERSITY MICROFILMS INTERNATIONAL  
SERIALS ACQUISITION DEPARTMENT  
300 N. ZEEB RD.  
ANN ARBOR, MI 48106  
TEL: 734-769-1300  
WWW.UMI.COM

UL LISTED  
C 114321  
E140354  
300 PINE BLVD  
ANN ARBOR, MI 48106  
SERIALS ACQUISITION  
DEPARTMENT

CE 0322  
RECHARGEABLE LITH ION BATTERY

Bayco, Inc.  
Bayco, Inc.  
Bayco, Inc.  
Bayco, Inc.  
Bayco, Inc.  
Bayco, Inc.  
Bayco, Inc.  
Bayco, Inc.

PRODUCTO CERTIFICADO

CE UL US ENEC NFPA

DISPONIBLE EN VARIOS COLORES.

1-800-233-2155 • 1-469-326-9400 • nightstick.com



© 2010 Bayco Products, Inc. Bayco, Inc. y sus marcas registradas están protegidas por las leyes de derechos de autor. Todas las demás marcas registradas y nombres de productos son propiedad de sus respectivos propietarios. XPR-5568-R3

- 51 -

AA



MIRACLE & MILE SAFETY CORP.

# CERTIFICADOS NORMAS

MIRACLE & MILE SAFETY COMPANY CORP  
4301 sw 160 AV 106  
MIRAMAR FL 33027  
Phone: 561-324-8968  
[info@miracleandmilecorp.com](mailto:info@miracleandmilecorp.com)  
[www.miracleandmilecorp.com](http://www.miracleandmilecorp.com)

AA

**EU Declaration of Conformity (DoC)**  
**XPP-5566/XPR-5568 / GX / RX**

Company name: Bayco Products  
Postal address: 640 Sanden Blvd.  
Postcode and City: 75098 Wylie, Texas USA

Declare that the DoC is issued under our sole responsibility and belongs to the following product:

Apparatus model/Product: **XPP-5566 / XPR-5568 /GX /RX**  
Type: Flashlight


ATEX Directive 2014/34/EU


**The following harmonised standards and technical specifications have been applied:  
Evaluated to the following safety standards by Underwriters Laboratories (U.L.):**

EN 60079-0:2012/A11:2013 EN 60079-11:2012 (in) EN 50303:2000

These Products are fully compliant and do not contain the restricted substances above levels noted in EU RoHS.

Certificate No. DEMKO 17 ATEX 1927 Rev. B

 I M1 Ex ia op is I Ma

 II 1 G Ex ia op is IIC T3 Ga

 0359

Name *Jamal Carter*  
Engineer

Date of issue:  
04/30/2018

Form F-900-001 Rev-A



As required with procedure P-750 for Control of documented information.

Rev. Let.	Description of changes	Initials	Date
A	Initial Issue of F-900-001	jc	4/30/2018

AA



## Declaration of Testing Results

**Type of Test:** NFPA 1971-8.6 (2013)  
NFPA 1901-14.1.10.2 (2016)

**Date of Test:** 4/18/17

**Product(s) Being Tested:** XPP-5566GX/RX  
XPR-5568GX/RX  
5568-CHGR1

**Testing Company:** Bayco Products, Inc.  
640 S. Sander Blvd.  
Wylie, TX 75098

**Test Procedure:**

**Heat (XPP-5566GX/RX & XPR-5568GX/RX):**

- Place light in preheated thermal testing oven set at 500F and allow the product to sit uninterrupted for 5 minutes
- Upon completion of 5 minutes, remove product from testing oven and inspect it for any softening, critical deformities or loss of function.

**Results: PASSED**

**Resulting Rating: Meets the requirements of NFPA 1971-8.6 (2013)**

**G-Force (5568-CHGR1 w/ XPR-5568GX/RX installed):**

- Place light in the charger and subject both to 9g of force applied in all directions.
- The charger must retain the light during the entire test.

**Results: PASSED**

**Resulting Rating: Meets the requirements of NFPA 1901-14.1.10.2 (2016)**

**Tester:** Kevin Kirkman  
**Title:** Product Line Manager

**Signature:** \_\_\_\_\_

**Date:** 6/10/19

State of Texas  
County of Collin



Sworn to and subscribed before me on the 10th day of June, 2019 by Kevin Kirkman.



\_\_\_\_\_  
Notary Public's Signature

**Declaration of Conformity**  
**XPR-5568GX /5568RX**

Manufacturer: Bayco Products, Inc.  
Address: 640 S. Sanden Blvd.  
Wylie, Texas 75098  
United States

The equipment which accompanies this declaration is in conformity with CE Directives:

- Low Voltage Directive – 2014/35/EU
- EMC Directive – 2014/30/EU
- RoHS Directive – 2011/65/EU
- ATEX Directive – 2014-34/EU
- REACH – Regulation (EC) No 1907/2006

These Products do not contain restricted substances above levels noted in EU RoHS Directive – 2011/65/EU.

Including:

- Cadmium (Cd),
- Lead (Pb),
- Mercury (Hg),
- Hexavalent chromium (Cr<sup>6+</sup>),
- the following flame retardants:
  - polybrominated biphenyls (PBB)
  - polybrominated diphenyl ethers (PBDE)

Phthalates:

- (DnHP) Di-n-Hexyl Phthalate
- (DnBP) Di-n-Butyl Phthalate
- (BBP) Di-Ethyl Hexyl Phthalate
- (DEHP) Di-n-Octyl Phthalate
- (DINP) Di-Isononyl Phthalate
- (DIDP) Di-Isodecyl Phthalate
- (DBP) Dibutyl phthalate
- (DIBP) Diisobutyl phthalate (DIBP)

Copies of Technical files are maintained at:

Bayco Products, Inc.  
640 S. Sanden Blvd.  
Wylie, Texas 75098  
United States  
Phone: 1-469-326-9400  
Website: [www.baycoproducts.com](http://www.baycoproducts.com)

Description of Equipment XPR-5568GX / 5568RX

This product is a Rechargeable Right Angle Light

Signature:  
Bijan Bayat  
President / CEO  
15 January 2018





[1]

# EU-TYPE EXAMINATION CERTIFICATE



[2]

**Equipment or Protective System intended for use  
in Potentially Explosive Atmospheres  
Directive 2014/34/EU**

[3]

EU-Type Examination Certificate Number: **DEMKO 17 ATEX 1927 Rev. 0**

[4]

Product: **Multifunctional Angle Light, Models Nightstick XPP-5566\*\* and Nightstick XPR-5568\*\***

[5]

Manufacturer: **Bayco Products Inc.**

[6]

Address: **640 S. Sander Blvd., Wylie, TX 75098 USA**

[7]

This product and any acceptable variation thereof are specified in the schedule to this certificate and the documents therein referred to.

[8]

UL International Demko A/S, notified body number 0539 in accordance with Article 17 of the Council Directive 2014/34/EU of 26 February 2014, certifies that this product has been found to comply with the Essential Health and Safety Requirements relating to design and construction of products intended for use in potentially explosive atmospheres given in Annex II to the Directive. The examination and test results are recorded in confidential report no. **4788124477**

[9]

Compliance with the Essential Health and Safety Requirements has been assured by compliance with:

**EN 60079-0:2012+A11:2013    EN 60079-11:2012  
EN 60079-26:2015            EN 50303:2000**

[10]

If the sign "X" is placed after the certificate number, it indicates that the product is subject to special conditions for safe use specified in the schedule to this certificate.

[11]

This EU-Type Examination Certificate relates only to the design and construction of the specified product. Further requirements of the Directive apply to the manufacturing process and supply of this product. These are not covered by the certificate.

[12]

The marking of the product shall include the following:

I M1    Ex ia op Is I Ma  
 II 1 G    Ex ia op is IIC T3 Ga

**Certification Manager**  
Jan-Erik Storgaard

This is to certify that the sample(s) of the Product described herein ("Certified Product") has been investigated and found in compliance with the Standard(s) indicated on this Certificate, in accordance with the ATEX Product Certification Program Requirements. This certificate and test results obtained apply only to the product sample(s) submitted by the Manufacturer. UL did not assess the sample(s) or determine whether the sample(s) provided were representative of other manufactured product. UL has not established Follow-Up Service or other surveillance of the product. The Manufacturer is solely and fully responsible for conformity of all product to all applicable standards, specifications, requirements or Directives. The test results may not be used, in whole or in part, in any other document without UL's prior written approval.

**Date of Issue: 2017-11-03**



**Notified Body**

UL International Demko A/S, Borupvang 5A, 2750 Ballerup, Denmark  
Tel. +45 44 85 65 65, [info.demko@ul.com](mailto:info.demko@ul.com), [www.ul.com](http://www.ul.com)

[13]

[14]

**Schedule**  
**EU-TYPE EXAMINATION CERTIFICATE No.**  
**DEMKO 17 ATEX 1927 Rev. 0**

[15]

Description of Product

The devices are multifunction flashlights that are portable and powered by either a rechargeable battery pack Nightstick 5568-BATT or with Nightstick 5568-Carrier containing three primary cells Energizer EN91 or E91. The device is provided in either red or green both with a metal belt clip, clear lens, black pushbuttons and articulating head.

Nomenclature:

XP	P	556	6	G	X
I	II	III	IV	V	VI

- I - Basic Model
- II - P or R
- III = 556
- IV - 6 (only with suffix P) or 8 (only with suffix R)
- V - G for Green or R for Red color
- VI - blank or X indicating strobe functionality

Temperature range

The ambient temperature range is -20 °C to +40 °C.

Electrical data

Intrinsically safe specifications:

U<sub>m</sub> : 10 V

Routine tests

None.

[16]

Descriptive Documents

The scheduled drawings are listed in the report no. provided under item no. [ B ] on page 1 of this EU-Type Examination Certificate.

[17]

Specific conditions of use:

None

[18]

Essential Health and Safety Requirements

The Essential Health and Safety Requirements (EHSRs) covered by the standards listed at item 9.

Additional information

The Nightstick XPP-5566 and Nightstick XPR-5568 has in addition passed the tests for Ingress Protection to IP 67 in accordance with EN 60529:1991+A1:2000+A2:2013.

The manufacturer shall inform the notified body concerning all modifications to the technical documentation as described in Annex III to Directive 2014/34/EU of the European Parliament and the Council of 26 February 2014.

- 58 -



# IECEx Certificate of Conformity

## INTERNATIONAL ELECTROTECHNICAL COMMISSION IEC Certification Scheme for Explosive Atmospheres

*For rules and details of the IECEx Scheme, visit [www.iecex.org](http://www.iecex.org)*

Certificate No.: IECEx UL 17.0082

Issue No: 0

Certificate history:

Issue No: 0 (2017-11-03)

Status: Current

Page 1 of 3

Date of Issue: 2017-11-03

Applicant: Bayco Products Inc.  
640 S. Sanden Blvd  
Wylie, TX 75098  
United States of America

Equipment: Multifunctional Angle Light - Models Nightstick XPP-5566 and Nightstick XPR-5566

Optional accessory:

Type of Protection: Intrinsic Safety "ia" and Optical Radiation "op ia"

Marking:

Ex ia op Is I Ma

Ex ia op is IIc T3 Gc

-20°C to +40°C

Approved for issue on behalf of the IECEx  
Certification Body:

Lucy Fieders

Position:

Staff Engineer

Signature:

(for printed version)

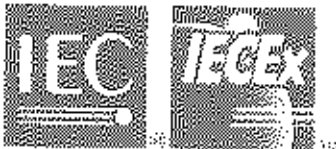
Date:

1. This certificate and schedule may only be reproduced in full.
2. This certificate is not transferable and remains the property of the issuing body.
3. The Status and authenticity of this certificate may be verified by visiting the [Official IECEx Website](http://www.iecex.org)

Certificate issued by:

UL LLC  
333 Pfingsten Road  
Northbrook IL 60062-2096  
United States of America





# IECEX Certificate of Conformity

Certificate No: IECEX UL 17.0082 Issue No: 0  
 Date of Issue: 2017-11-03 Page 2 of 3  
 Manufacturer: Bayco Products Inc.  
 640 S. Sanden Blvd  
 Wylie, TX 75098  
 United States of America

Additional Manufacturing location(s):

This certificate is issued as verification that a sample(s), representative of production, was assessed and tested and found to comply with the IEC Standard list below and that the manufacturer's quality system, relating to the Ex products covered by this certificate, was assessed and found to comply with the IECEx Quality system requirements. This certificate is granted subject to the conditions as set out in IECEx Scheme Rules, IECEx 02 and Operational Documents as amended.

**STANDARDS:**

The electrical apparatus and any acceptable variations to it specified in the schedule of this certificate and the identified documents, was found to comply with the following standards:

- IEC 60079-0 : 2011 Explosive atmospheres - Part 0: General requirements  
Edition:6.0
- IEC 60079-11 : 2011 Explosive atmospheres - Part 11: Equipment protection by intrinsic safety "i"  
Edition:6.0
- IEC 60079-28 : 2015 Explosive atmospheres - Part 28: Protection of equipment and transmission systems using optical radiation  
Edition:2

*This Certificate does not indicate compliance with electrical safety and performance requirements other than those expressly included in the Standards listed above.*

**TEST & ASSESSMENT REPORTS:**

*A sample(s) of the equipment listed has successfully met the examination and test requirements as recorded in*

Test Report:

US/UL/EXT/17.0082/00

Quality Assessment Report:

GB/ITS/DAR/13.005004



# IECEx Certificate of Conformity

Certificate No: IECEx UL 17.0082

Issue No: 0

Date of Issue: 2017-11-03

Page 3 of 3

## Schedule

### EQUIPMENT:

*Equipment and systems covered by this certificate are as follows:*

The devices are multifunction flashlights that are portable and powered by either a rechargeable battery pack Nightstick 5566-BATT, or with Nightstick 5566-Carrier containing three primary cells Energizer EN91 or EP1. The device is provided in either red or green both with a metal belt clip, clear lens, black pushbuttons and articulating head.

Please see Annex for additional information.

**SPECIFIC CONDITIONS OF USE: NO**

### Annex:

Annex to IECEx UL 17 0082 Issue 0.pdf



# IECEx Certificate of Conformity

Certificate No.: IECEx UL 17.0082

Issue No.: 0

Page 1 of 2

## TYPE DESIGNATION

Nomenclature:

XP	P	-556	B	G	X
I	II	III	IV	V	VI

- I - Basic Model
- II - P or R
- III - 556
- IV - B (only with suffix P) or R (only with suffix R)
- V - G for Green or R for Red color
- VI - blank or X indicating strobe functionality

## PARAMETERS RELATING TO THE SAFETY

1.5V/Cell Alkaline Energizer EN91 or E91, 3.7V/Cell Li-Ion, IP 67, Um = 10V

## MARKING

Marking has to be readable and indelible; it has to include the following indications:

**Bayco Products, Inc. XPP-5566**  
610 S. Sanden Blvd., Wylie, TX 75088



E 119304  
JD 0203544  
MAXIMUM SAFETY  
INSTRUCTIONS ONLY  
WARNING NOT REVERSIBLE



Conformité Européenne - CE  
Rev. 11/05/07 - Chargeur de Batterie pour Véhicule  
\*Tous droits réservés - 2008/08/08 - N° 001227011-00

SEE INSTRUCTION MANUAL  
OR USER MANUAL

CELL CLASSIFICATION FOR USE IN HAZARDOUS LOCATIONS  
To use with Bayco Lithium Battery Pack (3000mAh) or  
NICKEL-CADMIUM 3 AA Energizer type EN91 or E91  
Lithium-ion

CLASS LOW VOLTAGE (1.5V)  
CLASS II & III (1.5V) & CLASS I (3.7V)  
CLASS I ZONE ONLY with IP 67  
For M1 (up to 115V)  
GULF COAST SAFETY SYSTEMS

Ex-Group I Ma  
Ex-Group I B Ma  
Ex-Group I A Ma  
Ex-Group I A Ma  
Ex-Group I A Ma  
Ex-Group I A Ma  
Ex-Group I A Ma  
Ex-Group I A Ma  
Ex-Group I A Ma

EXP-012-00



# IECEx Certificate of Conformity

Certificate No.: IECEx UL 17.0082

Issue No.: 0

Page 2 of 2

**Bayco Products, Inc. XPR-5568**  
640 S. Sanden Blvd., Wylie, TX 75088



EXIS FLASHLIGHTS FOR USE BY HAZARDOUS LOCATIONS  
For use with Bayco or an Battery Pack 1500 SATT or  
R08 CANNON PAK 344 Energizer Type CR16 or F91  
cell(s) only

E 114204  
ED 4003544  
FIELD REPAIR SAFETY  
INDICATEDLY ONLY  
SCOURING INHIBITORS

CLASS I DIV 1 GROUP A EEX  
CLASS I & II DIV 1 GROUP B EEX  
CLASS I DIV 2 GROUP A EEX  
CLASS I DIV 2 GROUP B EEX  
CLASS I DIV 2 GROUP C EEX  
CLASS I DIV 2 GROUP D EEX

Exempt IMA  
Exempt IEC 60079  
EXEMPT IEC 60079  
IECEx 17.0082  
ATC 17.0082  
100% Approval  
S 17.0082  
IECEx  
Hazard



Certification by 5589-CERT-0001-03  
For Battery Storage Containers see instructions  
Manual Drawing: 0502-00-NEC11-00/61-01

SEE INSTRUCTION MANUAL  
FOR MODEL

MFG 04M-YY



MIRACLE & MILE SAFETY CORP.

# CERTIFICADO DISTRIBUIDOR

MIRACLE & MILE SAFETY COMPANY CORP  
4301 SW 160 AV 106  
MIRAMAR FL 33027  
Phone: 561-324-8968  
[info@miracleandmile.com](mailto:info@miracleandmile.com)  
[contact@miracleandmile.com](mailto:contact@miracleandmile.com)



**NIGHTSTICK**

Authorized Distributor



## Miracle Mile Safety Corp / SSEM- Supply

is an official authorized distributor of Nightstick® lighting products ✓



*[Signature]*  
Bijan Bayat, President and Chief Executive Officer

January, 2019

Date

Original document - 58



MIRACLE & MILE SAFETY CORP.

# ITEM 5

# KIT DE ESCAPE

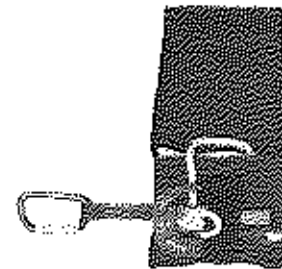
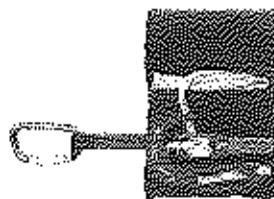
MIRACLE & MILE SAFETY COMPANY CORP  
4301 SW 160 AV 106  
MIRAMAR FL 33027  
Phone: 561-324-8968  
[www.miracleandmile.com](http://www.miracleandmile.com)  
[miracleandmile@miracleandmile.com](mailto:miracleandmile@miracleandmile.com)



## LEVR™ sistema de escape



CLASSIFIED  
EQUIPMENT  
ELECTRICAL  
EQUIPMENT  
ELECTRICAL  
EQUIPMENT



### Sistema de Escape LEVR™

El sistema de escape más compacto disponible. Diseñado para garantizar una salida de emergencia rápida con un descenso seguro y controlable. Construido alrededor del nuevo descensor CMC LEVR, un dispositivo de próxima generación que utiliza su mango en forma de palanca para un mejor control de descenso, pago horizontal rápido y fácil, transición de borde confiable y operación intuitiva. El sistema LEVR de perfil bajo incluye 50 pies de CMC Fire Escape Web patentado, hecho de fibra 100% Technora® para mayor resistencia y durabilidad cuando se expone al calor y las llamas. Los componentes resistentes al fuego y a la temperatura del sistema web también incluyen el nuevo Flash.2™ anclaje de escape y el descendiente LEVR, todos organizados de manera compacta en una bolsa resistente al fuego construida con tela Nomex®.

El diseño mejorado de Flash.2 anclaje de escape agrega fuerza, seguridad y eficiencia adicionales a todo el sistema de escape. El ancla está certificada por UL según NFPA 1983 - Uso de escape para todos los escenarios de carga previsible, incluida la carga de la punta del gancho.

La bolsa se sujeta de manera segura a un cinturón o arnés con gancho y bucle, o al pasar un cinturón a través de su bucle de túnel integrado. Para un despliegue rápido, conecte el sistema a su cinturón de escape o arnés con la correa incluida.

Mecanizado en aluminio de alta resistencia de grado aeronáutico, el dispositivo proporciona una transición de borde suave y confiable, minimizando el potencial de colgar en el alféizar de la ventana. Diseñado para un pago horizontal rápido y fácil de la banda para permitir una

salida rápida desde puntos de anclaje remotos y para reducir la fuerza de impacto en el anclaje de escape si se carga un choque durante el rescate. Forma ergonómica de bajo perfil optimizada para usar con la mano enguantada y presenta una superficie de mango antideslizante.

- Peso LEVR: 190 g (6.7 oz)
- Dimensiones LEVR: 158 L x 38 W x 31 H mm (6.25 L x 1.5 W x 1.25 H in)
- Patente de EE. UU. Pendiente

#### Características del sistema LEVR Escape:

- El diseño LEVR proporciona una transición de borde suave y confiable, minimizando el potencial de colgar en el alféizar de la ventana
- Diseñado para reducir la fuerza de impacto en el ancla de escape si se carga un choque durante el rescate
- Bolsa de transporte lateral de bajo perfil diseñada para el despliegue diestro o zurdo
- Fire Escape Web™ está construido con fibra 100% Technora® para una alta resistencia y resistencia al calor, y reduce drásticamente el espacio requerido para el almacenamiento
- Diseño ergonómico con agarre antideslizante.

#### El sistema de escape LEVR incluye:

- Descenso LEVR con 15,2 m (50 pies) de Fire Escape Web™ de 11 mm (UL clasificado según NFPA 1983 - FR Escape Web)
- Flash 2 Escape Anchor (UL clasificado según NFPA 1983 - Uso de escape)
- Bolsa de transporte de tela Nomex® (diseñada para el despliegue con la mano derecha o izquierda)
- Viene con 1.5 metros de cuerda o cable de aramida. Sin embargo, nuestro sistema utiliza una correa plana de aramida.
- Mosquetón de aluminio con bloqueo automático ProTech™ (UL clasificado según NFPA 1983 - Uso técnico) con correa de fibra de Kevlar® cosida.

LEVR, 190 g (6.7 oz)	1.5 m (50 pies)
Fire Escape Web™	11 mm (0.433 in)
Flash 2 Escape Anchor	1.5 m (50 pies)
Nomex®	1.5 m (50 pies)
ProTech™	1.5 m (50 pies)
Kevlar®	1.5 m (50 pies)



MIRACLE & MILE SAFETY CORP.

# CERTIFICADOS NORMAS

MIRACLE & MILE SAFETY COMPANY CORP  
4301 SW 160 AV 106  
MIRAMAR FL 33027  
Phone: 561-324-8968

[info@miracleandmile.com](mailto:info@miracleandmile.com)  
[www.miracleandmile.com](http://www.miracleandmile.com)

# CERTIFICATE OF COMPLIANCE

**Certificate Number** 20180420-MH15176  
**Report Reference** MH15176-20180420  
**Issue Date** 2018-APRIL-20

**Issued to:** CMC RESCUE INC  
6740 CORTONA DRIVE  
GOLETA, CA 93117

**This is to certify that  
representative samples of**

LIFE SAFETY ROPE AND EQUIPMENT FOR  
EMERGENCY SERVICES

Descent Control Device; See addendum page:

Have been investigated by UL in accordance with the  
Standard(s) indicated on this Certificate.

**Standard(s) for Safety:** NFPA 1983, Standard on Life Safety Rope and Equipment  
for Emergency Services, 2017 Edition

**Additional Information:** See the UL Online Certifications Directory at  
[www.ul.com/database](http://www.ul.com/database) for additional information

Only those products bearing the UL Certification Mark should be considered as being covered by UL's  
Certification and Follow-Up Service.

Look for the UL Certification Mark on the product.

*B. Smith*

Bruce Maheshwari, Director North American Certification Program

UL LLC

Any information and documentation involving UL Mark services are provided on behalf of UL LLC (UL) or any authorized licensee of UL. For questions, please  
contact a local UL Customer Service Representative at [www.ul.com/customer-service](http://www.ul.com/customer-service)




# CERTIFICATE OF COMPLIANCE

Certificate Number 20180420-MH15176  
Report Reference MH15176-20180420  
Issue Date 2018-APRIL-20

This is to certify that representative samples of the product as specified on this certificate were tested according to the current UL requirements.

## Descent Control Devices:

Model	Company Part #	NFPA Class	Minimum/Maximum Webbing Perimeter (mm)	Webbing Used to Determine Compliance
LEVR	300953	Escape	30.0	CMC FR Webbing, CMC Rescue



Bruce M. Zwick, Director North American Certification Program

UL LLC

Any information and documentation involving UL Mark services are provided on behalf of UL LLC (UL) or any authorized licensee of UL. For questions, please contact a local UL Customer Service Representative at <http://www.ul.com/customer-service>



# CERTIFICATE OF COMPLIANCE

**Certificate Number** 20190208-MH15176  
**Report Reference** MH15176-20170621  
**Issue Date** 2019-FEBRUARY-08

**Issued to:** CMC RESCUE INC  
6740 CORTONA DRIVE  
GOLETA, CA 93117

**This is to certify that  
representative samples of**

LIFE SAFETY ROPE AND EQUIPMENT FOR  
EMERGENCY SERVICES

See addendum page:

Have been investigated by UL in accordance with the  
Standard(s) indicated on this Certificate.

**Standard(s) for Safety:** NFPA 1983, Standard on Life Safety Rope and Equipment  
for Emergency Services, 2017 Edition  
**Additional Information:** See the UL Online Certifications Directory at  
[www.ul.com/database](http://www.ul.com/database) for additional information

Only those products bearing the UL Certification Mark should be considered as being covered by UL's  
Certification and Follow-Up Service.

Look for the UL Certification Mark on the product.



Bruce Matuszko, Director North American Certification Program

UL LLC

Any discussion and communication involving UL Mark services are provided on behalf of UL LLC (UL) or any authorized licensee of UL. For questions, please  
contact a local UL Customer Service Representative at [www.ul.com/customer-service](http://www.ul.com/customer-service)





# CERTIFICATE OF COMPLIANCE

**Certificate Number** 20190208-MH15176  
**Report Reference** MH15176-20170621  
**Issue Date** 2019-FEBRUARY-08

This is to certify that representative samples of the product as specified on this certificate were tested according to the current UL requirements.

**Auxiliary Equipment :**

Style/Model	Company Part #	Minimum Breaking Strength (kN)	NFPA Class
Plates			
CMC Stainless Steel Anchor Plate	300615	43	General
CMC Aluminum Anchor Plate	300610	45	General

**Escape Anchors:**

Style/Model	Company Part #	Minimum Breaking Strength (kN)	NFPA Class
CMC Flash.2 Anchor	300983	13.5	Escape

**Descent Control Devices:**

Model	Company Part #	NFPA Class	Minimum/Maximum Rope Diameters (mm)	Ropes Used for Testing
CMC 3D	300880	Technical	9.5-13.0	Teufelberger Fiber Rope Corp., KMIII, 9.5 mm
		General	13.0	Teufelberger Fiber Rope Corp., KMIII, 13.0 mm
CMC Rescue Rack	300890	Technical	9.5-13.0	Teufelberger Fiber Rope Corp., KMIII, 9.5 mm
		General	13.0	Teufelberger Fiber Rope Corp., KMIII, 13.0 mm
CMC Rescue 8 Aluminum	300840	Technical	9.5-13.0	Teufelberger Fiber Rope Corp., KMIII, 9.5 mm
		General	13.0	Teufelberger Fiber Rope Corp., KMIII, 13.0 mm
CMC Rescue 8 Steel	300850	Technical	9.5-13.0	Teufelberger Fiber Rope Corp., KMIII, 9.5 mm
		General	13.0	Teufelberger Fiber Rope Corp., KMIII, 13.0 mm
CMC Rappel 8	300845	Technical	9.5-11.0	Teufelberger Fiber Rope Corp., KMIII, 9.5 mm
				Teufelberger Fiber Rope Corp., KMIII, 11.0 mm

*B. Mahholz*

Bruce Mahholz, Director North American Certification Program

UL LLC

Any information and documentation involving UL Mark services are provided on behalf of UL LLC (UL) or any authorized licensee of UL. For questions, please contact a local UL Customer Service Representative at 1-800-368-5858.



MH

# CERTIFICATE OF COMPLIANCE

**Certificate Number** 20170629-MH15176  
**Report Reference** MH15176-20170623  
**Issue Date** 2017-JUNE-29

**Issued to:** CMC RESCUE INC  
6740 Cortona Dr  
GOLETA, CA 93117

**This is to certify that representative samples of** LIFE SAFETY ROPE AND EQUIPMENT FOR EMERGENCY SERVICES

See addendum page:

Have been investigated by UL in accordance with the Standard(s) indicated on this Certificate.

**Standard(s) for Safety:** NFPA 1983, Standard on Life Safety Rope and Equipment for Emergency Services, 2017 Edition

**Additional Information:** See the UL Online Certifications Directory at [www.ul.com/database](http://www.ul.com/database) for additional information

Only those products bearing the UL Certification Mark should be considered as being covered by UL's Certification and Follow-Up Service.

Look for the UL Certification Mark on the product.



Paul M. Mahtoeholtz, Director North American Certification Program

UL LLC

Any information and documentation involving UL Mark services are provided on behalf of UL LLC (UL) or any affiliated licensee of UL. For questions, please contact a local UL Customer Service Representative at [www.ul.com/customer-service](http://www.ul.com/customer-service)



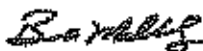
# CERTIFICATE OF COMPLIANCE

Certificate Number 20170629-MH15176  
Report Reference MH15176-20170623  
Issue Date 2017-JUNE-29

This is to certify that representative samples of the product as specified on this certificate were tested according to the current UL requirements.

## Emergency Service Fire Escape Webbing :

Style/Model	Company Part #	Perimeter (mm)	Minimum Breaking Strength (kN)	Percent Elongation (%)	
CMC FR Webbing	200517	30.0	27	@1.35 kN	1.2
				@2.7 kN	1.8
				@4.4 kN	2.3



Bruce Mahrenholz, Director North American Certification Program

UL LLC

Any information and documentation involving UL Mark services are provided on behalf of UL LLC (UL) or any authorized licensee of UL. For questions, please contact a local UL Customer Service Representative at [www.ul.com/customer-service](http://www.ul.com/customer-service)



# CERTIFICATE OF COMPLIANCE

**Certificate Number** 20180420-MH15176  
**Report Reference** MH15176-20170830  
**Issue Date** 2018-APRIL-20

**Issued to:** CMC RESCUE INC  
6740 CORTONA DRIVE  
GOLETA, CA 93117

**This is to certify that representative samples of** LIFE SAFETY ROPE AND EQUIPMENT FOR EMERGENCY SERVICES

See addendum page:


Have been investigated by UL in accordance with the Standard(s) indicated on this Certificate.

**Standard(s) for Safety:** NFPA 1983, Standard on Life Safety Rope and Equipment for Emergency Services, 2017 Edition

**Additional Information:** See the UL Online Certifications Directory at [www.ul.com/database](http://www.ul.com/database) for additional information

Only those products bearing the UL Certification Mark should be considered as being covered by UL's Certification and Follow-Up Service.

Look for the UL Certification Mark on the product.



Bruce Wahrholz, Director North American Certification Program

UL LLC

Any information and representation involving UL Mark services are provided on behalf of UL LLC (UL) or any authorized licensee of UL. For questions, please contact a local UL Customer Service Representative at [www.ul.com/customer-service](http://www.ul.com/customer-service)



# CERTIFICATE OF COMPLIANCE

Certificate Number 20180420-MH15176  
Report Reference MH15176-20170830  
Issue Date 2018-APRIL-20

This is to certify that representative samples of the product as specified on this certificate were tested according to the current UL requirements.

## Fire Escape Systems:

Style/Model	Company Part #	Minimum Breaking Strength (kN)	NFPA Class
CMC Escape System w/ rope	500300	14.0	Fire Escape
CMC Escape System w/ webbing	500330	13.5	Fire Escape
LEVR Escape System	500360	15.0	Fire Escape



Bruce Matusick, Director North American Certification Program

UL LLC

Any information and documentation involving UL Mark services are provided on behalf of UL LLC (UL) or any authorized licensee of UL. For questions, please contact a local UL Customer Service Representative at [www.ul.com/customer-service](http://www.ul.com/customer-service).



# CERTIFICATE OF COMPLIANCE

**Certificate Number** 20170629-MH15176  
**Report Reference** MH15176-20170622  
**Issue Date** 2017-JUNE-29

**Issued to:** CMC RESCUE INC  
6740 CORTONA DR  
GOLETA CA 93117

**This is to certify that  
representative samples of**

LIFE SAFETY ROPE AND EQUIPMENT FOR  
EMERGENCY SERVICES

Refer to the addendum for models

Have been investigated by UL in accordance with the  
Standard(s) indicated on this Certificate.

**Standard(s) for Safety:** NFPA 1983, Standard on Life Safety Rope and Equipment for  
Emergency Services, 2017 Edition  
ANSI/ASSE Z359.12, Connecting Components for Personal Fall  
Arrest Systems, 2009 Edition

**Additional Information:** See the UL Online Certifications Directory at  
[www.ul.com/database](http://www.ul.com/database) for additional information

Only those products bearing the UL Certification Mark should be considered as being covered by UL's  
Certification and Follow-Up Service.

Look for the UL Certification Mark on the product.

*Barnhill*

Brian Barnhill, Director North American Certification Program

UL LLC

Any information and documentation involving UL Mark services are provided on behalf of UL LLC (UL) or any authorized licensee of UL. For questions, please  
contact a local UL Customer Service Representative at [www.ul.com/customer-service](http://www.ul.com/customer-service)



# CERTIFICATE OF COMPLIANCE

**Certificate Number**    20170629-MH15176  
**Report Reference**      MH15176-20170622  
**Issue Date**            2017-JUNE-29

This is to certify that representative samples of the product as specified on this certificate were tested according to the current UL requirements.

**Emergency Service Carabiners:**

Style/Model	Company Part #	MBS (kN)	NFPA 1983-2017 Class	ANSI/ASSE Z359.12-2009?
CMC ProTech Locking D Carabiner, Auto-Lock	300193	26	Technical	N/A
CMC ProTech Locking D Carabiner, Auto-Lock w/Keeper Pin	300153	29	Technical	N/A
CMC ProTech Locking D Carabiner, Manual-Lock	300182	26	Technical	N/A
CMC ProTech Locking D Carabiner, Manual-Lock with Keeper Pin	300189	29	Technical	N/A
CMC ProTech Locking D Carabiner, Screw-Lock	30016X	26	Technical	N/A
CMC ProSeries Rescue Aluminum Carabiner, Auto-Lock	30023X	40	General	N/A
CMC ProSeries Rescue Aluminum Carabiner, Manual-Lock	30026X	40	General	N/A
CMC ProSeries Rescue Aluminum Carabiner, Screw-Lock	30022X	47	General	N/A
CMC ProSeries XL Aluminum Carabiner, Auto-Lock	30025X	41	General	N/A
CMC ProSeries XL Aluminum Carabiner, Screw-Lock	30024X	46	General	N/A
CMC ProTech Stainless Steel Auto-Locking Carabiner	300010	42	General	N/A
CMC ProTech Stainless Steel Auto-Locking Carabiner/ANSI	300011	42	General	Yes

Note:

"X" in the part number indicates a color variation only

*B. Mahtenholz*

Britica Mahtenholz, Director North American Certification Programs

UL LLC

Any information and documentation involving UL Mark services are provided on behalf of UL LLC (UL) or any authorized licensee of UL. For questions, please contact a local UL Customer Service Representative at [www.ul.com](http://www.ul.com).



AH



MIRACLE & MILE SAFETY CORP.

# CERTIFICADO DISTRIBUIDOR

MIRACLE & MILE SAFETY COMPANY CORP  
4301 sw 160 AV 106  
MIRAMAR FL 33027  
Phone: 561-324-8968

[info@miracleandmile.com](mailto:info@miracleandmile.com)  
[www.miracleandmile.com](http://www.miracleandmile.com)



CMC Rescue, Inc.

6740 Cortina Drive  
Boleta, CA  
93117-5574 USA

TEL | 800 235 5741  
805 562 9120

FAX | 800 233 8951  
805 562 9870

[cmcrescue.com](http://cmcrescue.com)



7 de agosto de 2019

### A QUIEN PUEDA INTERESAR

Por lo presente certificamos que la Compañía, **MIRACLE & MILE SAFETY CORP.** es Distribuidor Autorizado para el territorio de Ecuador, para comercializar todos los equipos que producimos y distribuimos en las diferentes marcas y modelos.

**MIRACLE & MILE SAFETY CORP.** está autorizado para ofrecer todas las garantías de calidad y servicio post venta.

**CMC Rescue, INC.** Es un fabricante certificado por ISO 9001:2008. Todos los productos son fabricados, inspeccionados y aprobados bajo el Sistema de Gestión de calidad de la empresa, que incluye un programa de acción correctiva apropiado. Todos los artículos son 100% nuevos cuando son vendidos.

Además, nuestros productos de rescate son certificados por laboratorio independiente para cumplir o exceder los estándares de la Asociación Nacional de Protección Contra Incendios (NFPA) 1983 y otras certificaciones para equipos de rescate.

Atentamente,

**Dustin Woods**  
**Director of Sales**  
**CMC RESCUE INC.**



MIRACLE & MILE SAFETY CORP.

# INFORMACION IMPORTANTE

MIRACLE & MILE SAFETY COMPANY CORP  
619 6TH LANE  
PALM BEACH GARDENS, FL 33418  
Phone: 561-324-8968  
[www.miraclemile.com](http://www.miraclemile.com)  
[miracle@miraclemile.com](mailto:miracle@miraclemile.com)



IMPORTANT INFORMATION - PLEASE READ AND SAVE

# LEVR™ Escape System

Made in USA of US and foreign components

---



## WARNING

- SERIOUS INJURY OR DEATH MAY RESULT FROM THE IMPROPER USE OF THIS EQUIPMENT.
  - THIS EQUIPMENT HAS BEEN DESIGNED AND MANUFACTURED FOR USE BY EXPERIENCED PROFESSIONALS ONLY.
  - DO NOT ATTEMPT TO USE THIS EQUIPMENT WITHOUT PRIOR TRAINING.
  - THOROUGHLY READ AND UNDERSTAND ALL LABELS AND INSTRUCTIONS BEFORE USE.
  - USE, INSPECT AND REPAIR ONLY IN ACCORDANCE WITH MANUFACTURER'S INSTRUCTIONS.
- 



MEETS THE FIRE ESCAPE SYSTEM REQUIREMENTS OF NFPA 1983, STANDARD ON LIFE SAFETY ROPE AND EQUIPMENT FOR EMERGENCY SERVICES, 2017 EDITION. DO NOT DISASSEMBLE.

EMERGENCY SERVICES FIRE ESCAPE SYSTEM IN ACCORDANCE WITH NFPA 1983 – 2017.

---

CMC Rescue, Inc.  
6740 Cortona Drive, Goleta CA 93117  
USA

805-562-9120 / 800-235-5741  
cmcpro.com  
ISO 9001 Certified  
©2019 CMC Control No. 505360.01.05152019

# LEVR™ Escape System

## USER INFORMATION

User Information shall be provided to the user of the product. NFPA Standard 1983 recommends separating the User Information from the equipment and retaining the information in a permanent record. The standard also recommends making a copy of the User Information to keep with the equipment and that the information should be referred to before and after each use.

Additional information regarding life safety equipment can be found in NFPA 1858, *Standard on Selection Care, and Maintenance of Life Safety Rope and Equipment for Emergency Services*, NFPA 1500, *Standard on Fire Department Occupational Safety and Health Programs*, and NFPA 1983, *Standard on Life Safety Rope and Equipment for Emergency Services*.

## INSPECTION

Inspect the equipment according to your department's policy for inspecting life safety equipment. Inspect the equipment prior to entry into service, after each use, and at least once every 12 months. The equipment should be thoroughly inspected by an inspector that meets your department's training standard for inspection of life safety equipment. Keep a record of the date, person performing the inspection and results, as well as the date of first use, name of users and any other pertinent information necessary to keep accurate track of the equipment's usage history in the equipment log or on a tag that attaches to the equipment. Each user should be trained in equipment inspection and should inspect the equipment before each use.

When inspecting the system, follow the manufacturer's recommendations for inspection provided with each of the LEVR Escape System components. If the system is used in actual fire ground emergency escape, or if there is any doubt about the serviceability of the system, remove the system from service and destroy it.

The service life of equipment depends greatly on the type of use and the environment of use. Because those factors vary greatly, a precise service life of the equipment cannot be provided.

## CERTIFICATION

The LEVR Escape System is an NFPA 1983 certified Manufactured Fire Escape System when used with the following components:

- CMC LEVR (300953)
- CMC Flash.2™ Escape Anchor (300983)
- CMC Fire Escape Web (200517) with CMC factory sewn termination

# LEVR™ Escape System

## USING THE ESCAPE SYSTEM

For proper deployment of the LEVR Escape System, refer to the included User Information for the LEVR, Flash.2™ Escape Anchor, ProTech™ Carabiner and Fire Escape Web. When repacking the system into the supplied CMC carry bag, stuff the web into the main pouch to minimize twisting during deployment. Also make sure that the Flash.2 Anchor and the LEVR are properly stowed in their respective holders and will deploy freely. If storing the LEVR Escape System directly in the bunker pants pocket or using a different external bag than the supplied CMC carry bag ensure that the web is properly stuffed and the hardware is packed such that it will deploy freely. To view a video with more information and detailed instructions on properly packing the LEVR Escape System, please visit [cmcpro.com](http://cmcpro.com)

## CARRYING, MAINTENANCE & STORAGE

During use, carrying and storage keep the equipment away from acids, alkalis, exhaust emissions, rust and strong chemicals. Do not expose the equipment to flame or high temperatures. Carry the equipment where it will be protected as the equipment could melt or burn and fail if exposed to flame or high temperatures. If the equipment becomes soiled, it can be washed in cold water with a mild detergent that is safe for use with nylon and polyester. Dry out of direct sunlight. Do not dry in an automatic dryer. Store in a cool, dry location. Do not store where the equipment may be exposed to moist air, particularly where dissimilar metals are stored together.

## FR ESCAPE WEB REPLACEMENT

The LEVR is pre-rigged with approved FR Escape Web prior to shipping from CMC. If web replacement is necessary, contact CMC Customer Support (800-235-5741) to initiate the RMA process. In addition to replacing the web, the components of the escape system will be inspected by the manufacturer.

## REPAIR

All repair work shall be performed by the manufacturer. All other work or modifications void the warranty and releases CMC from all liability and responsibility as the manufacturer.

# Fire Escape Web

---



## WARNING

- THIS ESCAPE WEB IS A SINGLE-PURPOSE, EMERGENCY SELF-ESCAPE (SELF-RESCUE) WEB.
  - SERIOUS INJURY OR DEATH MAY RESULT FROM THE IMPROPER USE OF THIS ESCAPE WEB.
  - THIS ESCAPE WEB HAS BEEN DESIGNED AND MANUFACTURED FOR USE BY EXPERIENCED PROFESSIONALS WITH PROPER TRAINING.
  - USE, INSPECT, AND REPAIR ONLY IN ACCORDANCE WITH MANUFACTURER'S INSTRUCTIONS.
  - USE ONLY WITH A LIFE SAFETY HARNESS OR ESCAPE BELT.
  - THOROUGHLY READ AND UNDERSTAND ALL LABELS AND INSTRUCTIONS BEFORE USE.
- 



MEETS THE FIRE ESCAPE WEBBING REQUIREMENTS OF NFPA 1983, STANDARD ON LIFE SAFETY ROPE AND EQUIPMENT FOR EMERGENCY SERVICES, 2017 EDITION.

EMERGENCY SERVICES FIRE ESCAPE WEBBING IN ACCORDANCE WITH NFPA 1983 - 2017.

---

## USER INFORMATION

User Information shall be provided to the user of the product. NFPA Standard 1983 recommends separating the User Information from the equipment and retaining the information in a permanent record. The standard also recommends making a copy of the User Information to keep with the equipment and that the information should be referred to before and after each use.

Additional information regarding auxiliary equipment can be found in NFPA 1500, *Standard on Fire Department Occupational Safety and Health Programs*, and NFPA 1983, *Standard on Life Safety Rope and Equipment for Emergency Services*.

## ABOUT SINGLE-PURPOSE WEB

The NFPA Standard on Life Safety Rope and Equipment for Emergency Services (1983-2017 ED) defines Fire Escape Web as "single-purpose, emergency self escape (self-rescue) web." CMC Fire Escape Web is intended to be used only for emergency self-escape (self-rescue). The NFPA 1983-2017 minimum breaking strength for Escape Web is 13.5 kN.

# Fire Escape Web

Web Type	Perimeter	Minimum Breaking Strength	Elongation @ 1.35 kN (300 lbf)	Elongation @ 2.7 kN (600 lbf)	Elongation @ 4.4 kN (1000 lbf)
Fire Escape	30 mm	27 kN	1.2%	1.8%	2.7%

## REQUIREMENTS FOR SAFE USE

Fire Escape Web should only be used with a life safety harness or escape belt. Protect the web from abrasion during storage and while carrying. During use, protect the web from any sharp or abrasive edges by padding the edges or rigging the web to avoid the edges. Carry the web where it will be protected from exposure to high heat or direct flame.

## INSPECTION

CMC Fire Escape Web should be inspected periodically to verify that the web is in serviceable condition. Look for cuts, abrasions, or fuzzy areas that would indicate the web has been used or exposed to abrasion or sharp edges. If the web does not pass inspection or if there is any doubt about the safety or serviceability of the web, remove the web from service and destroy it.

# ProTech™ Locking D Carabiners



MEETS THE CARABINER REQUIREMENTS OF NFPA 1983, STANDARD ON LIFE SAFETY ROPE AND EQUIPMENT FOR EMERGENCY SERVICES, 2017 EDITION.

EMERGENCY SERVICES CARABINER IN ACCORDANCE WITH NFPA 1983 - 2017.

- 30016X SCREW-LOCK, TECHNICAL USE (T) MBS 26 kN (5,845 lbf)
- 300182 MANUAL-LOCK, TECHNICAL USE (T) MBS 26 kN (5,845 lbf)
- 300189 MANUAL-LOCK W/ KEEPER, TECHNICAL USE (T) MBS 29 kN (6,519 lbf)
- 300193 AUTO-LOCK, TECHNICAL USE (T) MBS 26 kN (5,845 lbf)
- 300153 AUTO-LOCK W/ KEEPER, TECHNICAL USE (T) MBS 29 kN (6,519 lbf)

## USER INFORMATION

User Information shall be provided to the user of the product. NFPA Standard 1983 recommends separating the User Information from the equipment and retaining the information in a permanent record. The standard also recommends making a copy of the User Information to keep with the equipment and that the information should be referred to before and after each use.

Additional information regarding life safety equipment can be found in NFPA 1500, Standard on Fire Department Occupational Safety and Health Programs, and NFPA 1983, Standard on Life Safety Rope and Equipment for Emergency Services.

## INSPECTION

Inspect the equipment according to your department's policy for inspecting life safety equipment. Inspect the equipment prior to entry into service, after each use, and at least once every 12 months. The equipment should be thoroughly inspected by an inspector that meets your department's training standard for inspection of life safety equipment. Keep a record of the date, person performing the inspection and results, as well as the date of first use, name of users and any other pertinent information necessary to keep accurate track of the equipment's usage history in the equipment log or on a tag that attaches to the equipment. Each user should be trained in equipment inspection and should inspect the equipment before each use. Inspect the equipment for cracks, sharp edges, dents, corrosion, burrs or excessive wear. Minor nicks or sharp spots may be smoothed with emery cloth. If any of the above is noted, or if the equipment has been subjected to shock loads,



# ProTech™ Locking D Carabiners

fall loads, or abuse other than normal use, remove the equipment from service and destroy it. If there is any doubt about the serviceability of the equipment, remove the equipment from service and destroy it. The service life of equipment depends greatly on the type of use and the environment of use. Because these factors vary greatly, a precise service life of the equipment cannot be provided.

## **LIMITATIONS AND PROPER USE**

All carabiners are designed to specific performance criteria. Be aware of load limitations, manner used, and proper technique. Do not overload a carabiner. Carabiners can fail under improper use conditions such as cross loading, gate open loading, loading other than major axis, applying a shear or torsional load to the carabiner, etc. If you are not sure of proper application or technique, seek proper training in carabiner use and technical rope application. To remove the keeper pin (for models so equipped), use the supplied hex wrench to remove the set screw, then pull the pin completely from the carabiner frame. To reinstall, insert the keeper pin through the hole in the gate side of the frame, then ensure the pin is fully seated in the blind hole in the spine side of the frame. Reinstall the set screw, taking care not to overtighten and stripping the threads or head. Use a thread locker to ensure the set screw does not back out during use.

## **CARRYING, MAINTENANCE & STORAGE**

Clean and dry this equipment after each use to remove any dust, debris and moisture. During use, carrying and storage keep the equipment away from acids, alkalis, rust and strong chemicals. Do not expose the equipment to flame or high temperatures. Store in a cool, dry location. Do not store where the equipment may be exposed to moist air, particularly where dissimilar metals are stored together.

## **REPAIR**

All repair work shall be performed by the manufacturer. All other work or modifications void the warranty and releases GMC from all liability and responsibility as the manufacturer.

# LEVR™ Descender



MEETS THE DESCENT CONTROL DEVICE REQUIREMENTS OF NFPA 1983, STANDARD ON LIFE SAFETY ROPE AND EQUIPMENT FOR EMERGENCY SERVICES, 2017 EDITION. EMERGENCY SERVICES DESCENT CONTROL DEVICE IN ACCORDANCE WITH NFPA 1983 – 2017.

RATED FOR ESCAPE USE (E)

THIS DESCENT CONTROL DEVICE HAS PASSED THE MANNER OF FUNCTION AND HOLDING LOAD TESTS USING THE FOLLOWING ESCAPE WEBBING: CMC FR WEBBING, CMC PART# 200517, PERIMETER 30.0 mm.

## CARRYING, MAINTENANCE & STORAGE

Clean and dry this equipment after each use to remove any dust, debris and moisture. During use, carrying and storage keep the equipment away from acids, alkalis, rust and strong chemicals. Do not expose the equipment to flame or high temperatures. Store in a cool, dry location. Do not store where the equipment may be exposed to moist air, particularly where dissimilar metals are stored together. If the device gets dirty, clean it with a mixture of warm water and mild detergent. Rinse the body of the unit in the solution while working the control handle. Do not use corrosive substances like acetone or petroleum based solvents. Rinse in clean warm water, shake off excess water and dry at room temperature. Once dry, apply a lubricant such as WD40 or LPS1 with a long stem applicator. Spray in and around the cam from both sides, as well as the control lever hinge, detent and pivot point axle. Make sure to wipe off any excess lubricant. Avoid using heavy viscosity oils or greases that attract dirt.

Repeat as necessary.

## REPAIR

All repair work shall be performed by the manufacturer. All other work or modifications void the warranty and releases CMC from all liability and responsibility as the manufacturer.

## USER INFORMATION

User Information shall be provided to the user of the product. NFPA Standard 1983 recommends separating the User Information from the equipment and retaining the

# LEVR™ Descender

on the control lever. To stop descending, release the lever and tighten the grasp on the free end of the rope. Fully engaging the control lever will cause a rapid descent. The control lever must be released to stop the descent.

## REMEMBER

- Use only certified CMC FR Escape Web
- To prevent roll out when using carabiners, use only locking models. Verify that manual locking carabiners are locked. Verify on auto locking carabiners that the gate has closed completely.
- All users should acquire training from a competent instructor before use.
- Consider using an independent belay during all training exercises.

## INSPECTION

Inspect the equipment according to your department's policy for inspecting life safety equipment. Inspect the equipment prior to entry into service, after each use, and at least once every 12 months. The equipment should be thoroughly inspected by an inspector that meets your department's training standard for inspection of life safety equipment. Keep a record of the date, person performing the inspection and results, as well as the date of first use, name of users and any other pertinent information necessary to keep accurate track of the equipment's usage history in the equipment log or on a tag that attaches to the equipment. Each user should be trained in equipment inspection and should inspect the equipment before each use. Inspect the equipment for cracks, sharp edges, dents, corrosion, burrs or excessive wear. Minor nicks or sharp spots may be smoothed with emery cloth. If any of the above is noted, or if the equipment has been subjected to shock loads, fall loads, or abuse other than normal use, remove the equipment from service and destroy it. If there is any doubt about the serviceability of the equipment, remove the equipment from service and destroy it.

Ensure smooth and full range of movement of the cam and control lever. If the LEVR does not pass inspection or if there is any doubt as to the safety or serviceability of the device, remove it from service and destroy it.

The service life of equipment used for rescue depends greatly on the type of use and the environment of use. Because these factors vary greatly, a precise service life of the equipment cannot be provided.

# LEVR™ Descender

information in a permanent record. The standard also recommends making a copy of the User Information to keep with the equipment and that the information should be referred to before and after each use.

Additional information regarding life safety equipment can be found in NFPA 1858, Standard on Selection, Care, and Maintenance of Life Safety Rope and Equipment for Emergency Services, NFPA 1500, Standard on Fire Department Occupational Safety and Health Programs, and NFPA 1983, Standard on Life Safety Rope and Equipment for Emergency Services.

## LIMITATIONS AND PROPER USE

The LEVR is designed to be used as an Escape Descent Control Device as specified by NFPA 1983 and is certified for use with CMC FR Escape Web only. The LEVR Escape System is pre-rigged from the factory. If it becomes necessary to replace the web, please contact CMC customer service.

As with any life safety product, it is the responsibility of the user to inspect and verify correct function of the LEVR and all related components before and after each use to insure it performs as expected and is ready for emergency use.

**Practice is Essential:** Safe use of the LEVR requires familiarity with its operation and basic rappel skills. CMC strongly recommends training from a competent instructor and practice in both descending with the LEVR and in exiting windows. Until the user is comfortable with the operation of the LEVR a safety belay should be used.

**Exiting the Structure:** The LEVR is designed to allow both hands to be used to exit a window or other opening in the structure. A safe descent requires a moderate amount of preplanning with time to set a secure anchor, remove any edge material that may damage the escape web, and to make sure the connector, LEVR and any other equipment clears the edge without damage or hanging up. Fully engaging the handle will provide for maximum payout capability prior to exiting the structure.

**Descending:** Start by loading the system with your body weight. One hand must grasp the un-tensioned (running) end of the web (similar to rappelling with a Figure 8 device), while the other hand grasps the control lever. Slowly pull the control lever towards your body to initiate your descent. Control the rate of descent by varying the degree of pull

# FLASH.2™ Anchor



MEETS THE ESCAPE ANCHOR REQUIREMENTS OF NFPA 1983, STANDARD ON LIFE SAFETY ROPE AND EQUIPMENT FOR EMERGENCY SERVICES, 2017 EDITION.

EMERGENCY SERVICES ESCAPE ANCHOR IN ACCORDANCE WITH NFPA 1983 – 2017.

• RATED FOR ESCAPE USE (E) MBS 13.5 KN (3,034 LBF)

## CARRYING, MAINTENANCE & STORAGE

Clean and dry this equipment after each use to remove any dust, debris and moisture. During use, carrying and storage keep the equipment away from acids, alkalis, rust and strong chemicals. Do not expose the equipment to flame or high temperatures. Store in a cool, dry location. Do not store where the equipment may be exposed to moist air, particularly where dissimilar metals are stored together.

## REPAIR

All repair work shall be performed by the manufacturer. All other work or modifications void the warranty and releases CMC from all liability and responsibility as the manufacturer.

## USER INFORMATION

User Information shall be provided to the user of the product. NFPA Standard 1983 recommends separating the User Information from the equipment and retaining the information in a permanent record. The standard also recommends making a copy of the User Information to keep with the equipment and that the information should be referred to before and after each use.

Additional information regarding life safety equipment can be found in NFPA 1500, Standard on Fire Department Occupational Safety and Health Programs, NFPA 18g™ ypd

for Emergency Services, and NFPA 1983, Standard on Life Safety Rope and Equipment for Emergency Services.

## INSPECTION

Inspect the equipment according to your department's policy for inspecting life safety equipment. Inspect the equipment prior to entry into service, after each use, and at least once every 12 months. The

# FLASH.2™ Anchor

equipment should be thoroughly inspected by an inspector that meets your department's training standard for inspection of life safety equipment. Keep a record of the date, person performing the inspection and results, as well as the date of first use, name of users and any other pertinent information necessary to keep accurate track of the equipment's usage history in the equipment log or on a tag that attaches to the equipment. Each user should be trained in equipment inspection and should inspect the equipment before each use.

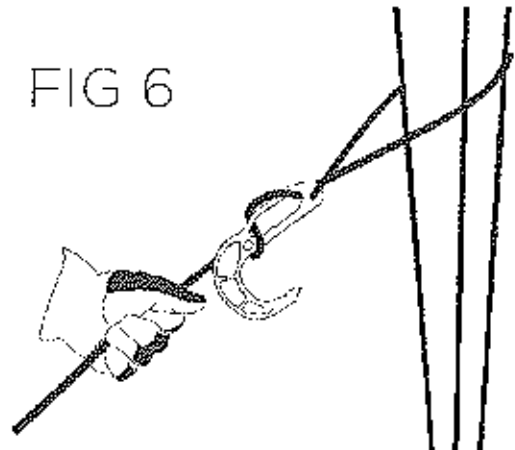
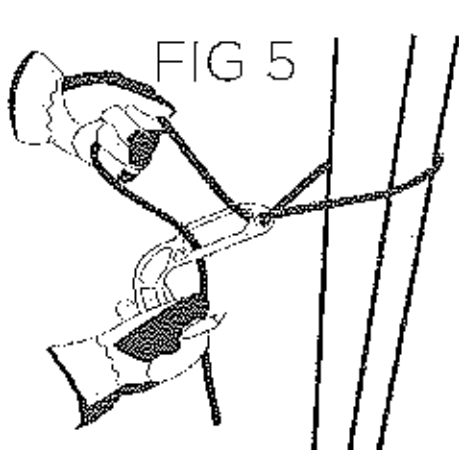
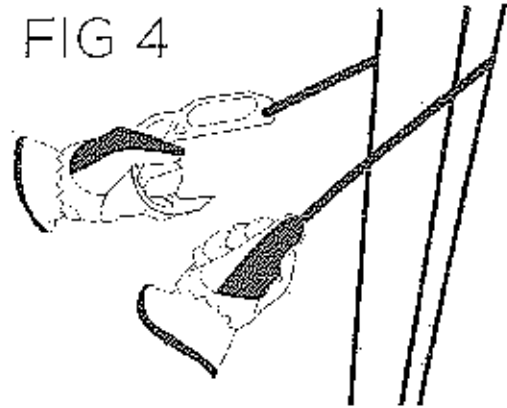
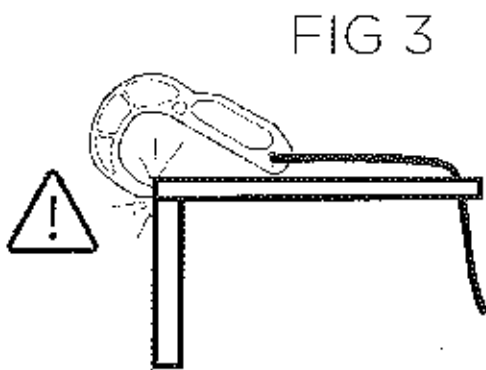
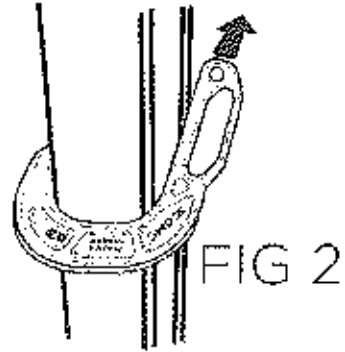
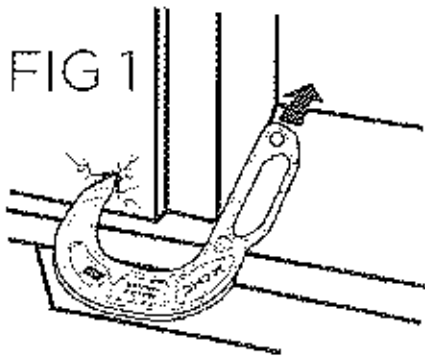
Inspect the equipment for cracks, misalignment, deformation, sharp edges, dents, corrosion, burrs or excessive wear. Minor nicks or sharp spots may be smoothed with emery cloth. If any of the above is noted, or if the equipment has been subjected to shock loads, fall loads, or abuse other than normal use, remove the equipment from service and destroy it. If there is any doubt about the serviceability of the equipment, remove the equipment from service and destroy it.

The service life of equipment depends greatly on the type of use and the environment of use. Because these factors vary greatly, a precise service life of the equipment cannot be provided.

## USING THE FLASH.2 ANCHOR

The FLASH.2 Anchor is designed to attach an escape line or escape web to a secure anchor point for emergency egress. The selection of an anchor point of adequate strength is essential for the safe use of the escape anchor. Whenever the point of the anchor is used, imbed the point as deeply as possible in the framing (fig 1). Tension must be kept on the anchor and escape line or escape web continuously until the egress is complete. Failure to do so may allow the anchor to release from the structure. Care should be given to avoid loading the anchor in a perpendicular axis. Using the corner area of a window allows for an easier transition. Alternatively, if the profile of a doorway or window sill allows, the anchor should be placed in a manner that the framing seats in the bottom of the hook (fig 2). Use caution when loading the tip of anchor (fig 3) as force applied may cause the hook to rotate out of place. The handle of the anchor can accommodate a girth hitch with escape web / line as shown in figures 4-6. It is the user's responsibility to determine the structural integrity of the anchor point and to deploy the FLASH.2 Anchor appropriately.

# FLASH.2™ Anchor



## SAMPLE INSPECTION AND MAINTENANCE LOG

The sample log suggests records that should be maintained by the purchaser or user of life safety equipment.

### LEVR™ Descender

Equipment Inspection and Maintenance Log			
Item # _____		Date in Service _____	
Brand/Model _____		Strength _____	
Date	How Used or Maintained	Comments	Name

### Fire Escape Web

Date in Service _____		Perimeter 30mm.		Tensile	
Length _____ ft.		CMC Part Number: 200517		Strength: _____	
Bag Color _____		Color: _____			
Model _____		Manufacturer: Sturges			
Date	Incident/Location	How Used	Possible Damage	Inspection Results	Name



### SAMPLE INSPECTION AND MAINTENANCE LOG

The sample log suggests records that should be maintained by the purchaser or user of life safety equipment.

## Flash.2™ Anchor

Equipment Inspection and Maintenance Log			
Item _____ # _____		Date in Service _____	
Brand/Model _____		Strength _____	
Date	How Used or Maintained	Comments	Name

## ProTech™ Locking D Carabiners

Equipment Inspection and Maintenance Log			
Item _____ # _____		Date in Service _____	
Brand/Model _____		Strength _____	
Date	How Used or Maintained	Comments	Name

### **SAMPLE INSPECTION AND MAINTENANCE LOG**

The sample log suggests records that should be maintained by the purchaser or user of life safety equipment.

## **LEVR™ Escape System**

<b>Equipment Inspection and Maintenance Log</b>			
Item _____ # _____		Date in Service _____	
Brand/Model _____		Strength _____	
<b>Date</b>	<b>How Used or Maintained</b>	<b>Comments</b>	<b>Name</b>



MIRACLE & MILE SAFETY CORP.

# ITEM 6

## PALAS FORESTALES

MIRACLE & MILE SAFETY COMPANY CORP  
619 8TH LANE  
PALM BEACH GARDENS, FL 33418  
Phone: 561-324-8968  
[info@miraclemilecorp.com](mailto:info@miraclemilecorp.com)  
[www.miraclemilecorp.com](http://www.miraclemilecorp.com)

## PALA FORESTAL

**UnionTools**



La pala de excavación de punta redonda Union Tools es ideal para excavar en suelos arenosos y ligeros. Cuenta con un paso hacia adelante que evita la acumulación de material. La cuchilla de respaldo abierto con un zócalo de 9 pulgadas se adapta al mango premium de madera dura de 48 pulgadas para mayor resistencia.

### **Características**

Ideal para excavar en suelos ligeros y arenosos.

Hoja trasera abierta de 9.25 pulgadas por 11.5 pulgadas

Mango de madera dura norteamericana de 48 pulgadas para mayor resistencia

Paso hacia adelante para la colocación segura del pie

Longitud del zócalo: 9 in

Longitud del mango: 48 in

Tipo de manija: recta

Material de la cuchilla: acero

Material de la manija: ceniza blanca

Peso: 3.6 libras ( 1.6kg)



MIRACLE & MILE SAFETY CORP.

# CERTIFICADO DISTRIBUIDOR

MIRACLE & MILE SAFETY COMPANY CORP  
4301 SW 160 AV 106  
MIRAMAR FL 33027  
Phone: 561-324-8968  
[info@miracleandmile.com](mailto:info@miracleandmile.com)  
[www.miracleandmile.com](http://www.miracleandmile.com)

# **DA MIANO & GRAHAM Ltd.**

**International Management Group**

Mayo 29, 2019 /


A quien corresponda:

DA MIANO & GRAHAM Ltd., certifica que Miracle & Mile Safety Co. E.I.N. 30-1039800 con domicilio en 619 6th Lane en la ciudad de Palm Beach Gardens, Florida 33418, / es un distribuidor autorizado para el territorio de Ecuador.

Como distribuidor autorizado, Miracle & Mile Safety Co. podrá ofrecer nuestros productos y dar servicio post venta y cuentan con nuestro respaldo.

Esta autorización de distribuidor es vigente hasta el 31 de Diciembre del 2019 y se podrá renovar de mutuo acuerdo.

Atentamente,



René-Frédéric Roy, CPA, CMA, MBA  
VP Finance



MIRACLE & MILE SAFETY CORP.

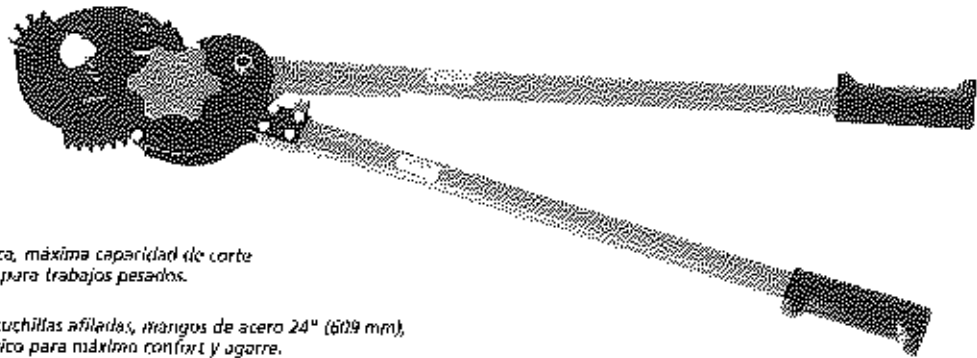
# ITEM 7

## CIZALLA

MIRACLE & MILE SAFETY COMPANY CORP  
619 6TH LANE  
PALM BEACH GARDENS, FL 33418  
Phone: 561-324-8968  
[info@miracleandmile.com](mailto:info@miracleandmile.com)  
[custserv@miracleandmile.com](mailto:custserv@miracleandmile.com)

## Cortadores de Cable

### Cortadora de Matraca -- Servicio Pesado



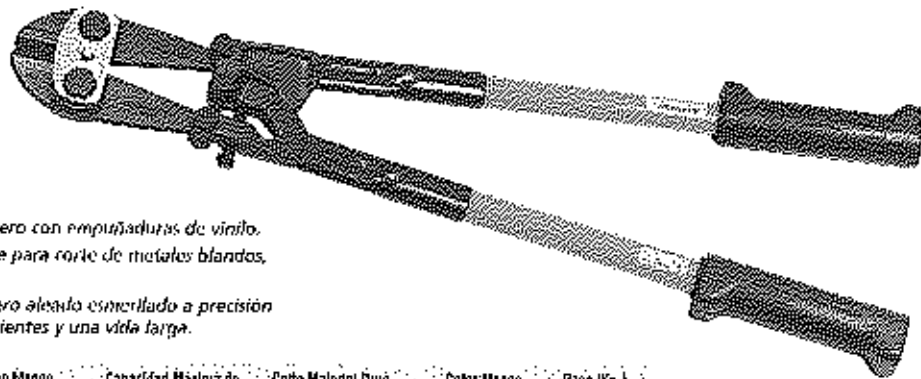
63100

- Mecanismo de matraca, máxima capacidad de corte con mínima esfuerzo para trabajos pesados.
- Corta acero y ACSR.
- Forjado, endurecido cuchillas afiladas, mangos de acero 24" (609 mm), empuñaduras de plástico para máximo confort y agarre.
- Posibilidad de avance de cuchillas manual para mayor agilidad mecanismo rápido de apertura.
- No diseñado para cortar acero entrelazado EHS o varilla de refuerzo.

No. Cat.	Largo Total	Corte Estándar Máxima Capacidad	Cable de Conexión Máxima Capacidad	Peso (Kg.)
63100	36" (914 mm)	2-1/4" (57 mm) Cable	1-1/4" (32 mm) dia. ACSR, ACAR 3/16" (11 mm) dia. refuerzo galvalum 5/8" (16 mm) dia. acero A36 (A36-T) 1/2" (12 mm) dia. acero A36 (A36-T) 1 1/2" (38 mm) dia. (35 mm) cable de alambre	6.355

## Cortapernos

### Cortapernos



63124

- Mangos tubulares de acero con empuñaduras de vinilo.
- Quijadas de uso múltiple para corte de metales blandos, medios y duros
- Quijadas forjadas de acero aleado esmerillado a precisión para cortes seguros, eficientes y una vida larga.

No. Cat.	Largo Total	Tipo Mango	Capacidad Máxima de Corte, Cable Blando*	Cable Material Duro, Capacidad Máxima**	Color Mango	Peso (Kg.)
63124	14" (356 mm)	acero	3/16" (5 mm)	3/16" (5 mm)	rojo	1.474
63125	18" (457 mm)	acero	3/8" (9.5 mm)	1/4" (6 mm)	rojo	5.810
63126	24" (610 mm)	acero	7/16" (11 mm)	5/16" (8 mm)	rojo	2.857
63127	30" (762 mm)	acero	1/2" (13 mm)	3/8" (9.5 mm)	rojo	6.155
63128	36" (914 mm)	acero	5/16" (14 mm)	7/16" (11 mm)	rojo	6.453
63129	42" (1067 mm)	acero	11/16" (18 mm)	1/2" (13 mm)	rojo	8.719

\* Hasta BSC-030A, Roched 631. \*\* Hasta BSC-032, Roched 632.

Todas las dimensiones son en pulgadas y mm.

**ADVERTENCIAS:** Utilice siempre protección ocular aprobada.

**ADVERTENCIAS:** Manténgalo SIN aislamiento. Los mangos de plástico o con forro de plástico NO están diseñados para brindar protección contra las descargas eléctricas.





MIRACLE & MILE SAFETY CORP.

# CERTIFICADO DISTRIBUIDOR

MIRACLE & MILE SAFETY COMPANY CORP  
619 6 TH LANE  
PALM BEACH GARDENS, FL 33418  
Phone: 561-324-8968  
[info@miracleandmile.com](mailto:info@miracleandmile.com)  
[www.miracleandmile.com](http://www.miracleandmile.com)

MM

# **DA MIANO & GRAHAM Ltd.**

**International Management Group**

**Mayo 29, 2019**


A quien corresponda:

DA MIANO & GRAHAM Ltd., certifica que Miracle & Mile Safety Co. E.I.N. 30-1039800 con domicilio en 619 6th Lane en la ciudad de Palm Beach Gardens, Florida 33418, es un distribuidor autorizado para el territorio de Ecuador.

Como distribuidor autorizado, Miracle & Mile Safety Co. podrá ofrecer nuestros productos y dar servicio post venta y cuentan con nuestro respaldo.

Esta autorización de distribuidor es vigente hasta el 31 de Diciembre del 2019 y se podrá renovar de mutuo acuerdo.

Atentamente,



René-Frédéric Roy, CPA, CMA, MBA  
VP Finance



MIRACLE & MILE SAFETY CORP.

# ITEM 8

**KIT DE CORTE DE CONCRETO  
Y METAL (MOTOR A MOTOR  
Y DISCOS DE CORTE)**

MIRACLE & MILE SAFETY COMPANY CORP  
4301 SW 160 AV 106  
MIRAMAR FL 33027  
Phone: 561-324-8968  
[info@miracleandmile.com](mailto:info@miracleandmile.com)  
[www.miracleandmile.com](http://www.miracleandmile.com)

8




### Cortadora

### Husqvarna K 770

La Husqvarna K770 es una potente cortadora portátil con características que la convierten en una de las mejores del mercado. Equipada con el sistema semi-automático SmartTension™ que permite una óptima transmisión de potencia, el mínimo desgaste y mayor durabilidad de la correa. Ligera, con un ratio superior entre peso y potencia, sistema de arranque fiable y vibraciones excepcionalmente bajas que se traducen en menor tensión y máxima productividad. Indicada para trabajos viales, cuando se utiliza con el trolley KV7 facilita los cortes rectos o en curvas junto a la acera.

- Máx. profundidad de corte  
**125 mm**
- Diámetro máx de disco  
**350 mm**
- Potencia de salida  
**3.7 kW**

Exposición diaria A (8) m/s2 / 0.8



#### Fácil y óptimo ajuste de la correa

El sistema semi-automático SmartTension™ minimiza el riesgo de pitar o sobre-tensionar.



#### Ligera y potente

Una máquina ligera, compacta y potente que ofrece un óptimo ratio entre peso y potencia.

#### Brazo de corte resistente

El brazo de corte está reforzado para soportar el peso de la máquina y el peso de la correa. Esto garantiza una mayor vida útil y una menor tensión en el operador.



#### Largos intervalos de mantenimiento

Una fuerte correa Poly / 7 combinada con nuestro sistema de arranque "DuraStart" en los casos de mantenimiento y eficacia óptima de "Fuel Air Filter" garantiza largos intervalos de mantenimiento.



## ESPECIFICACIONES



### Motor

Potencia de salida	3,7 kW
Volumen del cilindro	73,5 cm <sup>3</sup>
Resaca del cilindro	0,5 mm
Carrera	36 mm
Velocidad	9000 rpm
Consumo de combustible	470 g/kWh



### Equipo de corte

Velocidad de corte	125 mm
Diámetro del eje	350 mm
Calentamiento	20/25,4 mm
Material de corte	5 mm
Velocidad de corte	90 m/s



### Dimensiones

Altura máxima	605 mm
Ancho máximo	225 mm
Profundidad	415 mm
Peso	10,1 kg



### Sonido y ruido

Nivel de potencia sonora (LWA)	115 dB(A)
Nivel de presión sonora (Lp)	101 dB(A)



### Vibraciones

Velocidad de vibración	2,0 m/s <sup>2</sup>
Nivel de vibración	2,3 m/s <sup>2</sup>

### Certificaciones

Conformidad con la Directiva CE	EMC TEST CERTIFICATE SEC/10/2265
---------------------------------	--

## MOTOR

Desplazamiento del cilindro	73,5 cm <sup>3</sup>
Diámetro interior del cilindro	51 mm
Carrera del cilindro	36 mm
Velocidad de potencia máxima	9000 rpm
Max motor / RPM del motor	9300 rpm
Ralentí	2700 rpm
Eje de salida RPM, máx.	4700 rpm
El consumo de combustible	470 g / kWh
Volumen del tanque de combustible	0,9 l
Brecha de electrodos	0,5 mm
Bujía	NGK BPMR7A
Refrigeración del motor	Ventilador / Aire
Tipo de lubricante	Husqvarna 2 tiempos o equiv. a las 50: 1



MIRACLE & MILE SAFETY CORP.

# CERTIFICADO DISTRIBUIDOR

MIRACLE & MILE SAFETY COMPANY CORP  
619 6TH LANE  
PALM BEACH GARDENS, FL 33418  
Phone: 561-324-8968  
[www.miracleandmile.com](http://www.miracleandmile.com)  
[www.miracleandmile.com](http://www.miracleandmile.com)

# **DA MIANO & GRAHAM Ltd.**

**International Management Group**

**Mayo 29, 2019**

A quien corresponda:

DA MIANO & GRAHAM Ltd., certifica que Miracle & Mile Safety Co. E.I.N. 30-1039800 con domicilio en 619 6th Lane en la ciudad de Palm Beach Gardens, Florida 33418, es un distribuidor autorizado para el territorio de Ecuador.

Como distribuidor autorizado, Miracle & Mile Safety Co. podrá ofrecer nuestros productos y dar servicio post venta y cuentan con nuestro respaldo.

Esta autorización de distribuidor es vigente hasta el 31 de Diciembre del 2019 y se podrá renovar de mutuo acuerdo.

Atentamente,



René-Frédéric Roy, CPA, CMA, MBA  
VP Finance



MIRACLE & MILE SAFETY CORP.

# EXPERIENCIAS

MIRACLE & MILE SAFETY COMPANY CORP  
4301 sw 160 AV 106  
MIRAMAR FL 33027  
Phone: 561-324-8968  
[info@miracleandmile.com](mailto:info@miracleandmile.com)  
[www.miracleandmile.com](http://www.miracleandmile.com)





MIRACLE & MILE SAFETY CORP.

## EXPERIENCIAS

CLIENTE	VALOR	DOCUMENTO
ASTINAVE EP	\$121.144,00	FACTURA 032614
IBRAHIM COSKUM KUSCU	\$271.640,58	FACTURA 012785

MIRACLE & MILE SAFETY COMPANY CORP  
619 6 TH LANE  
PALM BEACH GARDENS, FL 33418  
Phone: 561-324-8968  
[info@miracleandmile.com](mailto:info@miracleandmile.com)  
[www.miracleandmile.com](http://www.miracleandmile.com)

**MIRACLE & MILE SAFETY CORP.**

610 6TH LN

PALM BEACH GARDENS, FL 33418

PH: 561-324-8968

INVOICE DATE	April 25, 2019
INVOICE NO.	032614
PAGE NO.	

MIRACLE &amp; MILE SAFETY CORP.

BILL TO: **ASTILLEROS NAVALES ECUATORIANOS - ASTINAVE EP**

RUC: 0968594300001

Vocas Galindo S/N y Vivero 5 de Junio

Tel: 042-694560

SHIP TO:

Guayaquil Ecuador

ORDER DATE	ORDER	SL'S CODE	CUSTOMER NO.	CUSTOMER P.O. NO.	NUM	TERMS	
05/09/2018				RQS133		100%	
SHIP VIA		SHIPPING INSTRUCTIONS					
PREPAID/COLLECT	WAREHOUSE LOCATION		CIF GUAYAQUIL				
AIR							
QUANTITIES			CUSTOMER ITEM NO.	PRODUCT CODE	UNIT PRICE	PER	AMOUNT
ITEM	ON B.D.	SHIPPED	DESCRIPTION				
1		6	INNOTEX TRAJES COMPLETOS DE BOMBEROS		2900,000	each \$	17.400,00
1		6	VIKING BOTAS DE CAUCHO PARA BOMBEROS		170,000	each \$	1.020,00
1		6	MSA CASCO DE BOMBERO PARA ESTRUCTURAS		500,000	each \$	3.000,00
1		6	INNOTEX MONJAS PARA BOMBEROS		100,000	each \$	600,00
1		6	INNOTEX GUANTES PARA BOMBEROS		100,000	each \$	600,00
2		6	MSA ARNES EQUIPO AUTONOMO		7320,000	each \$	43.920,00
2		6	MSA MASCARA PARA EQUIPO AUTONOMO		230,000	each \$	1.380,00
2		6	MSA CILINDRO PARA EQUIPO AUTONOMO		1100,000	each \$	6.600,00
2		6	MSA ESTUCHE RIGIDO		150,000	each \$	900,00
2		6	MSA CARGADOR		600,000	each \$	3.600,00
3		9	MSA EQUIPO DE ESCAPE RAPIDO DE 10 MINUTOS		1100,000	each \$	9.900,00
4		10	STREAMLIGHT LINTERNA ROMPE HUMO		190,000	each \$	1.900,00
5		10	MSA MEDIDOR DE GAS DE UN SENSOR		290,000	each \$	2.900,00
6		4	MSA MEDIDOR DE GAS DE 4 SENSORES		1041,000	each \$	4.164,00
7		2	MSA MEDIDOR DE GAS DE 5 SENSORES		2605,000	each \$	5.210,00
8		2	MSA CAMARA TERMICA PARA BOMBEROS		7000,000	each \$	14.000,00
9		15	EXTINTORES TIPO GRANADA (PQS)		270,000	each \$	4.050,00
NO. OF UNITS				SALE AMOUNT USD		\$	121.144,00
100				INCOTERM: CIF GUAYAQUIL			

- 114 -

AH



**ORDEN DE COMPRA EN EL EXTERIOR No. ASTEP-232R-18**

Comparecen en la celebración de la presente Orden de Compra en el exterior, por una parte, Astilleros Navales Ecuatorianos-ASTINAVE EP-, representada por el CPCB-SP Vladimir Ibarra Fiallo; en calidad de Delegado del Gerente General; y por otra parte la compañía MIRACLE & MILE SAFETY COMPANY CORP, representada por el señor Andres Hinojosa Gabafa en calidad de Representante Legal, a quien en adelante se le denominará LA CONTRATISTA. Las partes se obligan en virtud de la presente Acta, al tenor de las siguientes declaraciones:

1. LA CONTRATISTA declara que conoce y se somete a las disposiciones contenidas en el Reglamento de Contrataciones por Giro Específico de Negocio de ASTINAVE EP, contenido en la Resolución Administrativa No. RE-ASTINAVE EP-GGE-DJU-020-2016, declarando conocer y aceptar la adjudicación realizada a su favor en el proceso de contratación No. ASTEP-232R-18, notificada con Resolución No. GGE-GLO-CTR-437-2018, de fecha 04 de septiembre del 2018.
2. LA CONTRATISTA, en virtud de la adjudicación otorgada, se obliga incondicional e irrevocablemente, a entregar a ASTINAVE EP los bienes para la "ADQUISICIÓN DE EQUIPOS E IMPLEMENTOS CONTRA INCENDIO PARA EL PERSONAL BRIGADISTA DE ASTINAVE EP", de acuerdo a las características técnicas y precios que se detallan a continuación:

ITEMS	DESCRIPCION	CANT.	PRECIO UNITARIO	TOTAL
1	ADQUISICIÓN DE EQUIPOS E IMPLEMENTOS CONTRA INCENDIO PARA EL PERSONAL BRIGADISTA DE ASTINAVE EP	1	\$ 121.144,00	\$ 121.144,00
TOTAL ...				\$ 121.144,00

3. LA CONTRATISTA declara que la "ADQUISICIÓN DE EQUIPOS E IMPLEMENTOS CONTRA INCENDIO PARA EL PERSONAL BRIGADISTA DE ASTINAVE EP", a entregarse, cumple (n) con la totalidad de las especificaciones técnicas estipuladas en la invitación, así como a la propuesta presentada y aceptada por ASTINAVE EP.

LA CONTRATISTA se compromete a entregar todos los documentos correspondientes para su desaduanización, previo a realizar el embarque y a mantener comunicación directa y oportuna con ASTINAVE EP, de acuerdo a incoterm negociado CIF- Guayaquil Ecuador según Incoterm 2010.

4. LA CONTRATISTA conoce y acepta que recibirá la cantidad de \$ 121.144.00 (Ciento veintiún mil cuatrocientos cuarenta y cuatro con 00/100 dólares de Estados Unidos de América) por la entrega de los bienes para la "ADQUISICIÓN DE EQUIPOS E IMPLEMENTOS CONTRA INCENDIO PARA EL PERSONAL BRIGADISTA DE ASTINAVE EP", descritos en el numeral 2 del presente instrumento.





El precio por la entrega del servicio es fijo e invariable.

5. La forma de pago será la siguiente:

Nº	HITO	PAGO PARCIAL
1.	A la Firma de la Orden de compra en el exterior y aceptación de la obligación.	50 %
2.	Una vez que el proveedor notifique que la carga está lista, con evidencia fotográfica, factura, packing list y previa autorización e informe del administrador de la obligación.	50%

Todos los pagos serán realizados en dólares de los Estados Unidos de América.

ASTINAVE EP se reserva el derecho de reclamar sobre cualquier pago indebido por error de cálculo o por cualquier otra razón, obligándose el Contratista a devolver los pagos indebidos.

6. LA CONTRATISTA se obliga a entregar los bienes para la "ADQUISICIÓN DE EQUIPOS E IMPLEMENTOS CONTRA INCENDIO PARA EL PERSONAL BRIGADISTA DE ASTINAVE EP", en el plazo máximo de 120 (ciento veinte) días calendario, contados a partir de la suscripción de la presente Orden de Compra en el Exterior, confirmación del pago inicial y previa coordinación del administrador del proceso.
7. Por cada día de retraso en la entrega o prestación de los bienes y/o servicios indicados en el numeral 2 que antecede, ASTINAVE EP impondrá una multa equivalente al 4 x 1000, por cada día de retardo, las mismas que se calcularán sobre el porcentaje de las obligaciones que se encuentran pendientes de ejecutarse conforme lo establecido en la presente orden de compra. Las multas causadas serán descontadas de los pagos pendientes, sin trámite o requisito previo alguno.
8. ASTINAVE EP prorrogará el plazo total o los plazos parciales ante circunstancias de fuerza mayor o caso fortuito debidamente motivadas y notificadas por LA CONTRATISTA, dentro del plazo de 15 días siguientes a la fecha de producido el hecho. Igualmente, podrá ordenarse la suspensión del plazo cuando las causas no sean imputables a la CONTRATISTA.

Todo cambio, modificación, aumento, disminución o alteración de esta orden de compra se realizará con la elaboración y suscripción del adenda correspondiente.

9. LA CONTRATISTA garantiza que la "ADQUISICIÓN DE EQUIPOS E IMPLEMENTOS CONTRA INCENDIO PARA EL PERSONAL BRIGADISTA DE



AA



ASTINAVE EP<sup>SA</sup> será realizado de acuerdo a las especificaciones técnicas objeto de la contratación.

10. ASTINAVE EP designará a un servidor público de la institución, como administrador de la orden de compra en el exterior, quien actuará en nombre de ASTINAVE EP y velará por el cabal y oportuno cumplimiento de todas las obligaciones derivadas de la presente, asimismo adoptará las acciones que sean necesarias para evitar retrasos injustificados e impondrá las multas y sanciones a que hubiere lugar.
11. Si existen divergencias o controversias en la ejecución de esta contratación, las partes deberán intentar llegar a un arreglo directo. La legislación aplicable en el presente contrato es la ecuatoriana, consecuentemente, el Contratista renuncia expresamente a la vía diplomática o internacionales, en todo lo relacionado con el presente Acuerdo.
12. Todas las comunicaciones, sin excepción, entre las partes, relativas a los trabajos, serán formuladas por escrito y en idioma castellano e inglés, deberán ser remitidos por correo físico o electrónico, a la siguiente dirección:

**ASTINAVE EP**

Dirección domicilio: Vacas Galindo s/n y Vivero- 5 de Junio  
Teléfonos No. (593 4) 2594500  
Guayaquil-Ecuador  
E-mail: [szurita@astinave.com.ec](mailto:szurita@astinave.com.ec)

**EL CONTRATISTA**

Dirección domicilio: 619 6TH LN, Palm Beach GDNS, Ft.  
Teléfonos No. +1 561 324 8968  
Florida, EE.UU.  
E-mail: [info@miraclemilecorp.com](mailto:info@miraclemilecorp.com)  
[manager@miraclemilecorp.com](mailto:manager@miraclemilecorp.com)

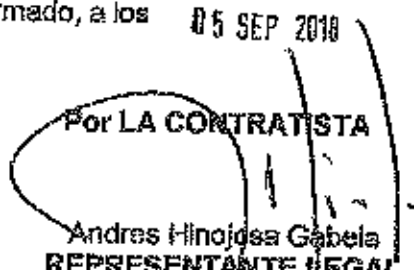
Libre y voluntariamente, las partes expresamente declaran su aceptación a todo lo convenido en la presente orden de compra y se someten a sus estipulaciones para lo cual, lo firman en dos (2) ejemplares de igual contenido y valor. Dado y firmado, a los **05 SEP 2010**

Por ASTINAVE EP

  
CPCB-SP Vladimir Ibarra Fialfo  
Delegado del Gerente General  
ASTINAVE EP.

  
C. Ltamendi/S. Zurita

Por LA CONTRATISTA

  
Andres Hinojosa Gabela  
REPRESENTANTE LEGAL  
MIRACLE & MILE SAFETY  
COMPANY CORP



117



**ASTINAVE EP**  
ASTILLEROS NAVALES ECUATORIANOS

*Forjamos  
Futuro en el Mar*

Vacas Galindo S/N y Vivero-5 de Junio

Guayaquil Guayas 09-01-7175

RUC 0968594300001

**Orden de Compra**

**N. Orden Compra:** PO18355

**Fecha:** 17/09/2018

**Proveedor:** 0000219

MIRACLE & MILE SAFETY COMPANY CORP  
4301 sw 160 AV 10

**Destino envio:**

VACAS GALINDO S/N Y VIVERO-5 DE JUNIO  
GUAYAQUIL GUAYAS

Metodo de Envios	Condiciones de Pago	Pedidos de Materiales	Pagina
		11297;	1

L/N	OT	Contrato	Item	Descripcion	U de M	Cantidad	Precio Uni.	Precio Total
1	42NA206P030100	42NA206P050000-42-18-SEIN	CAMARA DE IMAGEN TERMICA PARA	CAMARA DE IMAGEN TERMICA PARA	Cada	2.00	7,000.00	14,000.00
2	42NA216P030100	42NA206P050000-42-18-SEIN	EQUIPO DE RESPIRACION AUTONOMO	EQUIPO DE RESPIRACION AUTONOMO	Cada	6.00	9,400.00	56,400.00
3	42NA216P030100	42NA206P050000-42-18-SEIN	EQUIPO DE RESPIRACION DURACION	EQUIPO DE RESPIRACION DURACION	Cada	9.00	1,100.00	9,900.00
4	42NA206P030100	42NA206P050000-42-18-SEIN	EXTINTOR POS TIPO GRANADA	EXTINTOR POS TIPO GRANADA	Cada	15.00	270.00	4,050.00
5	42NA206P030100	42NA206P050000-42-18-SEIN	LINTERNA ROMPE HUMO PORTATIL	LINTERNA ROMPE HUMO PORTATIL	Cada	10.00	190.00	1,900.00
6	42NA206P030100	42NA206P050000-42-18-SEIN	MEDIDOR MULTIPROPOSITO PARA 1	MEDIDOR MULTIPROPOSITO PARA 1	Cada	10.00	230.00	2,300.00
7	42NA206P030100	42NA206P050000-42-18-SEIN	MEDIDOR MULTIPROPOSITO PARA 4	MEDIDOR MULTIPROPOSITO PARA 4	Cada	4.00	1,041.00	4,164.00
8	42NA206P030100	42NA206P050000-42-18-SEIN	MEDIDOR MULTIPROPOSITO PARA 5	MEDIDOR MULTIPROPOSITO PARA 5	Cada	2.00	2,605.00	5,210.00
9	42NA206P030100	42NA206P050000-42-18-SEIN	TRAJE DE BOMBERO COMPLETO	TRAJE DE BOMBERO COMPLETO	Cada	6.00	3,770.00	22,620.00

<b>Subtotal</b>	\$121,144.00
<b>Dto. Comercial</b>	\$0.00
<b>Fletes</b>	\$0.00
<b>Miscelaneos</b>	\$0.00
<b>Impuestos</b>	\$0.00
<b>Total</b>	\$121,144.00



*Forjamos  
Futuro en el Mar*

Firmado digitalmente  
por EMILIO CESAR SANDOVAL RAMIREZ  
Ubicación:

**Ordenador de Gasto**



**ASTINAVE EP**  
ASTILLEROS NAVALES ECUATORIANOS

*Forjamos  
Futuro en el Mar*

Vacas Galindo S/N y Vivero-5 de Junio

Guayaquil Guayas 09-01-7175

RUC 096B594300001

**Proveedor:** 0000219

MIRACLE & MILE SAFETY COMPANY CORP  
4301 sw 160 AV 10

**Orden de Compra**

**N. Orden Compra:** PO18355

**Fecha:** 17/09/2018

**Destino envio:**

VACAS GALINDO S/N Y VIVERO-5 DE  
JUNIO  
GUAYAQUIL GUAYAS

Metodo de Envios	Condiciones de Pago	Pedidos de Materiales	Pagina
		11297,	2

111

**MIRACLE & MILE SAFETY CORP.**

619 6TH LN

PALM BEACH GARDENS, FL 33418

PH: 561-324-8968

MIRACLE &amp; MILE SAFETY CORP

INVOICE DATE	Junio 21, 2019
INVOICE NO.	12785
PAGE NO.	1

**BILL TO: IBRAHIM COSKUM KUSCU BARREIRO / K.U.S.H Seguridad**  
 RUC 1707269724001

kushseguridad@gmail.com

Telf: 099 6755569

SHIP TO:

Guayaquil Ecuador

ORDER DATE	ORDER	SLS CODE	CUSTOMER NO.	CUSTOMER P.O. NO.	NUM	TERMS
04/07/2019				RQS127		100%
SHIP VIA		WAREHOUSE LOCATION		SHIPPING INSTRUCTIONS		
PREPAID/COLLECT						
MARITIMO						
QUANTITIES		CUSTOMER ITEM NO.	PRODUCT CODE	UNIT PRICE	PER	AMOUNT
ITEM	ON B.O.	SHIPPED	DESCRIPTION			
1		6	SIERRA CIRCULAR M18 FCS66-121C MILWAUKEE	\$ 1.159,13	each	\$ 6.954,75
2		6	ROTOMARTILLO con mango en D M18 FUEL™ SDS Plus de 1" (sin accesorios) MILWAUKEE	\$ 4.581,50	each	\$ 27.489,00
3		8	MAQUINA DE CORTE MANUAL 14" MILWAUKEE	\$ 1.105,50	each	\$ 8.844,00
4		8	SIERRA SABLE M18 FUEL™ SAWZALL(SOLO HERRAMIENTA). MILWAUKEE	\$ 911,97	each	\$ 7.295,73
5		6	TALADRO PERCUTOR DESTORNILLADOR M18 FUEL. MILWAUKEE	\$ 943,26	each	\$ 5.659,57
6		6	Kit de cizalla de corte doble calibre 18 Inalámbrica M18. MILWAUKEE	\$ 706,79	each	\$ 4.240,76
7		6	Amoladora de ángulo pequeño de 4-1/2" y 7.0 amperios. MILWAUKEE	\$ 1.002,91	each	\$ 6.017,48
8		6	BOMBA DE TRANSFERENCIA M18. MILWAUKEE	\$ 743,04	each	\$ 4.458,27
9		6	CÁMARA TERMOGRÁFICA M12 2260-21	\$ 819,23	each	\$ 4.915,35
10		6	Kit de cable de cámara de inspección de 3 pies M12™ M-Spector Flex	\$ 985,84	each	\$ 5.915,02
11		8	MEDIDOR DE DISTANCIA 65" . MILWAUKEE	\$ 277,02	each	\$ 2.223,32
12		6	Sierra circular M12 FUEL™ de 5-3/8" (sin accesorios)	\$ 1.187,43	each	\$ 7.124,57
13		6	Temp-Gun™ Infrarroja/de contacto 30:1	\$ 419,17	each	\$ 2.515,00
14		6	LLAVE DE IMPACTO DE ALTO TORQUE. MILWAUKEE	\$ 1.321,93	each	\$ 7.931,55
15		6	SIERRA DE BANDA. MILWAUKEE	\$ 1.073,84	each	\$ 6.443,05
16		2	Sierra Ingletadora M18 - 10 In, 4,000 Rpm Milwaukee	\$ 1.348,01	each	\$ 2.696,01
17		2	SIERRA DE MESA DE BANDA PORTATIL MILWAUKEE	\$ 1.221,00	each	\$ 2.442,00
18		6	DETECTOR DE VOLTAJE MILWAUKEE	\$ 607,75	each	\$ 3.646,50
19		6	Ventilador Milwaukee M18 Fuel Inalámbrico	\$ 2.342,25	each	\$ 14.053,48
20		6	Sierra Circular De Corte De Metal Inalámbrico Milwaukee 28v	\$ 6.240,85	each	\$ 37.445,10
21		4	DEMOLEADORES A BATERIA	\$ 5.848,54	each	\$ 23.394,14
22		6	Taladro percutor/destornillador inalámbrico M18™ de 1/2" (sin accesorios)	\$ 6.137,43	each	\$ 36.824,57
23		6	GENERADOR ELECTRICO	\$ 7.185,23	each	\$ 43.111,36
NO. OF UNITS				SALE AMOUNT USD	\$	271.640,58
134						